



with Timon and Pumbaa: **SAFETY SMART®** *Online!*

Safety Smart® is an initiative aimed at improving the awareness and understanding of children ages 4-14 in safety and in managing themselves and their surroundings as safely as possible—by conscious action, not chance. Toward that end, UL produces multimedia public service announcements; arranges for Safety Smart Ambassador visits for children to learn from professional safety experts; hosts field trips to its laboratories, where students see safety engineers at work and participate in their own hands-on safety experiments; regularly advocates on emerging safety issues, especially regarding products that may pose a risk to consumers; and supports the development of its youth safety education programs. Through its efforts, Safety Smart cultivates awareness, provides opportunities for children to learn and practice safe, healthy, and environmentally friendly behaviors, and helps children learn to make more informed choices today and in the future.

Do your part! Be **Safety Smart®!**



Dear Parents:

What does it mean to be connected to the Internet? Why isn't it safe to give out personal information online? What should you do if someone sends you a text message or an email that makes you feel uncomfortable? How long does information stay online?

As a parent, you do your best to give your children as many advantages as possible. Right now, you can do one simple thing to give your children an advantage for life: teach them the importance of being safe and careful online!

The **Safety Smart® Online!** DVD shares vital tips, advice, and engaging activities. Spend some time with your children working on the fun take-home sheets. Together, you can help kids learn about being Safety Smart® online!

Look what you can learn together:

- What it means to go online, be connected to the Internet, or to get onto the World Wide Web.
- The importance of never sharing personal information online, especially with strangers.
- How to create a safe screen name and password.
- What to do if someone is bullying you online.
- And much more!

You may have the opportunity to share safety messages from the **Safety Smart® Online!** DVD with a group of children. For guidance, see the *Safety Smart Ambassador's Guide* located on the DVD. To access it:

1. Insert the DVD into your computer's DVD-ROM drive.
2. Macintosh users, double-click the DVD icon on your desktop.
3. PC users, right-click on the DVD icon and select **Open**.
4. Open the **ROM** folder.
5. Click on the **Index.html** file.
6. Click on the **Safety Ambassador's Guide**.

DO YOUR PART! BE SAFETY SMART®! • VISIT WWW.ULSAFETYSMART.COM



Activities are translated into:

Arabic	French	Japanese	Polish	Swedish
Bulgarian	German	Kannada	Portuguese (Brazil)	Tamil
Czech	Greek	Korean	Portuguese (Portugal)	Telugu
Danish	Hebrew	Mandarin (China/PRC)	Romanian	Turkish
Dutch	Hindi	Mandarin (Taiwan)	Russian	Ukrainian
English	Hungarian	Marathi	Spanish (Castilian)	Vietnamese
Finnish	Italian	Norwegian	Spanish (Latin American)	

If children are learning another language, you may want to encourage them to complete the activities in this guide in the language they are studying.

TRY THIS AT HOME!

The **Safety Smart® Online!** DVD puts educational family fun right at your fingertips. Use the provided worksheets and the suggested activities to get your whole family thinking about online safety!

- Get the crayons for the **Coloring Page** and let your little one use color to help reinforce the importance of practicing online safety! (pg. 4)
- Get the pencils sharpened and ready for **Timon and Pumbaa's Protective Passwords** and **Online Safety Tips** worksheets. (pgs. 5, 6)

Answers on page 13

- Help children recall the lessons they learned on the DVD by deciding what's going on in each picture with the **Is It Safety Smart®?** worksheet. (pg. 7)

Answers on page 14

- Hang **Timon and Pumbaa's Safety Smart® Checklist** next to the computer and encourage children to check-off each activity as they complete it. For weekly reminders, print out a new checklist! (pg. 8)
- Have fun searching out words with the **Online Safety Word Search** worksheet. (pg. 9)

Answers on page 15

- Challenge the children to a race – who can crack the **Maze Craze** code first? (pg. 10)

Answers on page 16



DO YOUR PART! BE SAFETY SMART®! • VISIT WWW.ULSAFETYSMART.COM



- Do the children really know what to do if they receive a text or email that makes them uncomfortable? Have the entire family perform a **“No Bullying Allowed”** skit to reinforce the lesson that if they or their friends are bullied online, they should seek help from a trusted adult.

Materials Needed:

- 2 electronic devices that can be connected to the Internet and/or receive texts (smart phone, tablet, laptop, etc.). If there are no electronic devices available, just draw two devices on a piece of paper, cut them out, and use them as props.
1. Assign the following parts to three members of the family: Bully, Bully's Target, Trusted Adult.
 2. Have the Bully act out sending a mean email or text message to the Bully's Target.
 3. Have the Bully's Target act out feeling uncomfortable, embarrassed, or scared about the Bully's email/message.
 4. Have the Bully's Target show the Bully's email/message to the Trusted Adult.
 5. Have the Trusted Adult help the Bully's Target deal with the Bully.
 6. Feel free to have everyone take turns playing the various roles and/or include other roles, such as friends, teachers, etc.
 7. Finally, have the children reflect on what they have learned from the activity. Here are some questions you might want to ask:
 - Is it ever okay to send a mean email or text message to another person?
 - What is it called when someone sends a mean email or a text message to another person?
 - What should you do if you receive an email or text message that makes you feel uncomfortable, embarrassed, or scared?
- Have a family **Sing-Along** with Timon and Pumbaa. On the DVD scene selection menu, choose the “Sing-Along” option.

Lyrics can be found on page 11

- Spend some “smart” time preparing for the next time you go online together – have your children help you review the **Safety Smart® Checklist** and help you remember to update any passwords that are not Safety Smart!
- Whenever you go online together, start by singing the **Safety Smart® Online Jingle**:

*Careful what you do and say,
Nothing ever goes away!*

- Award your children with their very own **Safety Smart® Certificate**. Encourage them to hang it up so everyone can see that they are now Safety Smart Online! (pg. 12)

For more safety fun, check out the www.ulsafetysmart.com website with your children. Designed from a child's point of view, this e-community site is full of interactive games, the latest in educational safety news, and allows children to post their own videos and photos. As part of UL's Safety Smart Club, children can become Safety Wizards by pledging to help protect their friends and family by teaching them how to be safe and careful online.

Being Safety Smart® Online Was Never So Much Fun!

DO YOUR PART! BE SAFETY SMART®! • VISIT WWW.ULSAFETYSMART.COM



with Timon and Pumbaa:
SAFETY SMART
Online!

Name: _____

COLORING PAGE

SAFETY SMART®





Name: _____

PROTECTIVE PASSWORDS

A password is a series of letters and numbers that you enter to gain access to a computer account (just like the passwords you may have on tablets, cell phones, and computer games). It's important to have a password you easily remember. But it's also important to have a strong password—that's a password that would be difficult for someone to figure out, even your closest friends! A strong password can help prevent strangers from getting into your account. Have fun with this!

Follow these directions to make a strong password.

1. Think of two nouns that don't usually go together. You might think of nouns that are related to your own likes and dislikes. For example, if you like rabbits and chocolate, your two nouns could be *bunny* and *candy*. Write your two nouns here:

Noun 1:	Noun 2:

2. Think of a number that means something to you; for example, you might think of how many pets you have or would like to have.

Circle one of these numerals:

0 1 2 3 4 5 6 7 8 9

3. Enter your password here:

Noun 1	Circled numeral	Noun 2

Congratulations! You made a strong and memorable password!

Share your password only with your family—no one else! Now that's Safety Smart®!





with Timon and Pumbaa:
SAFETY SMART
Online!

Name: _____

TIMON AND PUMBAA'S ONLINE SAFETY TIPS

Timon and Pumbaa learned a lot about how to be safe online. Fill in the blanks using the words in the box. Use each word only once.

adult

bullying

post

information

see

computer



1. Information you post online may not stay private; many people might be able to _____ it.

2. Personal _____ includes your name, address, city, and phone number.

3. Tell an _____ if you receive a message online that makes you uncomfortable.

4. Everything you _____ online stays in cyberspace forever.

5. You can use a _____ to send and receive information online.

6. Sending a mean message or posting an embarrassing picture or video online is _____.




Name: _____

IS IT SAFETY SMART®?

Can you spot online safety? What is happening in each picture? Circle "Yes" if the picture is Safety Smart®, and circle "No" if the picture is not Safety Smart®. Then use the lines to write a sentence about what is happening in each picture.



Safety Smart®? ☒ YES ☐ NO



Safety Smart®? ☐ YES ☐ NO



Safety Smart®? ☐ YES ☐ NO



Safety Smart®? ☐ YES ☐ NO



Safety Smart®? ☐ YES ☐ NO



Safety Smart®? ☐ YES ☐ NO



with Timon and Pumbaa:
SAFETY SMART®
Online!

Name: _____

TAKE-HOME ACTIVITY

TIMON AND PUMBAA'S SAFETY SMART® CHECKLIST

What have you learned about being Safety Smart® online? Check the rules that you will follow at school, at home, and at play. Complete this checklist to get your certificate!

Do I make sure that I...?	YES
Know that personal information includes my name, address, the city I live in, and phone number?	
Keep my personal information private?	
Am careful about what I post online?	
Know that anything I post online will stay online forever?	
Know that sending mean messages online is bullying?	
Know that posting embarrassing pictures online is bullying?	
Don't send mean messages online?	
Don't post embarrassing pictures online?	
Tell an adult if I receive a message online that makes me uncomfortable?	
Know that it is not safe to get together with someone I meet online?	
Am Safety Smart® online?	



Name: _____

ONLINE SAFETY WORD SEARCH

Find and circle all the online safety words. Then use each word in a sentence.

O	C	Y	B	E	R	S	P	A	C	E
N	P	I	O	P	O	S	I	O	X	P
L	A	N	N	P	A	S	S	W	T	R
I	S	F	L	O	N	L	I	P	E	I
N	S	T	I	S	Y	S	D	R	X	V
E	L	E	C	T	R	O	N	I	C	A
S	F	X	D	B	F	E	R	V	I	O
P	A	S	S	W	O	R	D	A	N	N
K	L	U	Y	X	F	I	O	T	G	L
T	M	T	E	X	T	B	I	E	B	I
I	N	F	O	R	M	A	T	I	O	N
C	O	C	O	M	P	U	T	E	R	M



Words

text post cyberspace information private computer password online

Use each word in a sentence...

- _____.
- _____.
- _____.
- _____.
- _____.
- _____.
- _____.
- _____.

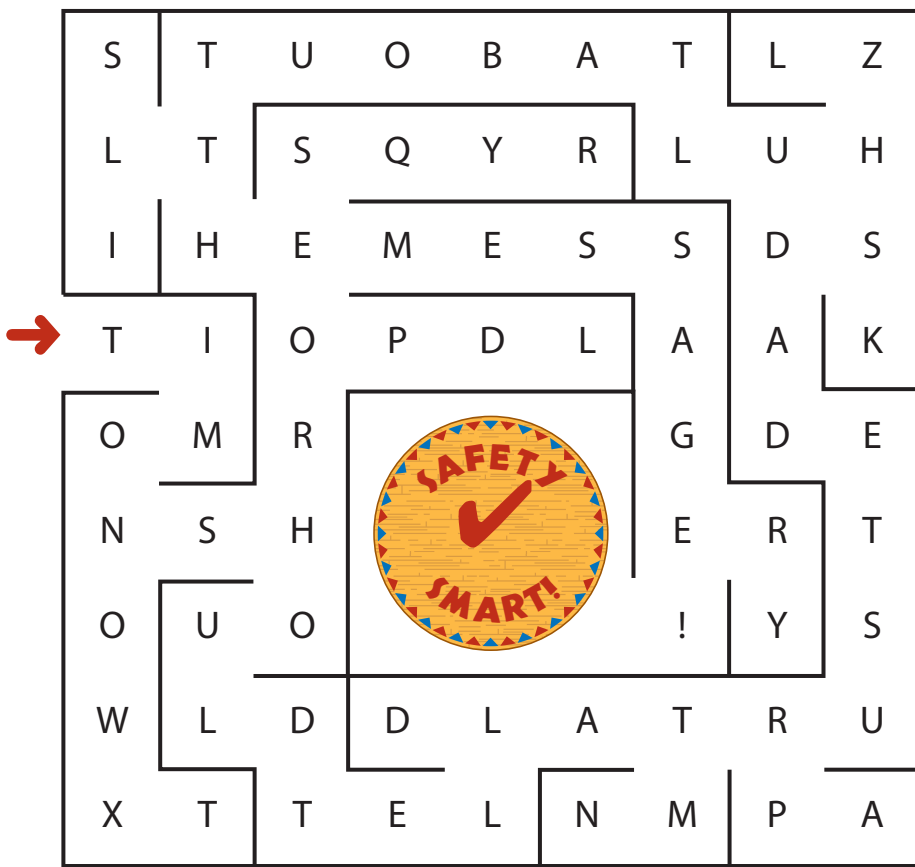


with Timon and Pumbaa:
SAFETY SMART
Online!

Name: _____

MAZE CRAZE

Timon just received a message from a stranger he met online. The message made Timon feel uncomfortable! What should he do? Follow the letters in the maze to create a sentence that will help Timon remember what to do next.



T _____
A _____
_____ !



SING-ALONG WITH TIMON AND PUMBAA

IF SOMEONE ASKS FOR YOUR NUMBER,
OR WANTS TO KNOW YOUR ADDRESS,
AND YOU THINK GIVING OUT THAT STUFF IS FINE –
THOUGH THIS STRANGER MIGHT SEEM NICE,
YOU BETTER THINK TWICE,
AND BE...SAFETY SMART ONLINE!

IF SOMEONE DOES SOMETHING FUNNY,
OR SOMETHING KLUTZY OR STRANGE,
OR SOMEONE TRIPS A TIME OR FORTY-NINE –
BEFORE PRESSING SEND,
THINK AGAIN, MY FRIEND,
AND BE SAFETY SMART ONLINE!

THE ONLINE WORLD IS FUN, YOU BET!

(WOULD I FORGET THAT????? NEVER!)

...BUT WHEN YOU PUT SOMETHING ON THE
INTERNET,
THAT SOMETHING LASTS FOREVER!!!!

EVER! EVER! EVER!

THE CYBER IS FOREVER!
AND YOU SHOULD TREAT IT WITH CARE

WE HOPE YOU HEED THIS GOOD ADVICE OF MINE!

(AND MINE!)

CAREFUL WHAT YOU DO AND SAY,
NOTHING EVER GOES AWAY SO
BE SAFETY SMART ONLINE!

(IT'S A REALLY GOOD IDEA!!!!)

BE SAFETY SMART ONLINE!

SAFETY SMART ONLINE!
SAFETY SMART ONLINE!



Disney's
WILD ABOUT SAFETY®

TIMON AND PUMBAA



SAFETY SMART®

CERTIFICATE OF COMPLETION

Awarded To:

Safety Smart® Online!

DATE: _____



with Timon and Pumbaa:
SAFETY SMART
Online!

Name: _____

TIMON AND PUMBAA'S ONLINE SAFETY TIPS ANSWER KEY

adult	bullying	post
information	see	computer



1. Information you post online may not stay private; many people might be able to _____ see _____ it.

2. Personal _____ information _____ includes your name, address, city, and phone number.

3. Tell an _____ adult _____ if you receive a message online that makes you uncomfortable.

4. Everything you _____ post _____ online stays in cyberspace forever.

5. You can use a _____ computer _____ to send and receive information online.

6. Sending a mean message or posting an embarrassing picture or video online is _____ bullying _____.




IS IT SAFETY SMART®? ANSWER KEY



Safety Smart®? ☒ YES ☐ NO

He is asking an adult for permission.



Safety Smart®? ☐ YES ☒ NO

The video is embarrassing.



Safety Smart®? ☐ YES ☒ NO

Timon is not paying attention to his surroundings.




Safety Smart®? ☒ YES ☐ NO

Timon is not going to send his personal information.




Safety Smart®? ☒ YES ☐ NO

They are not giving personal information to the stranger.



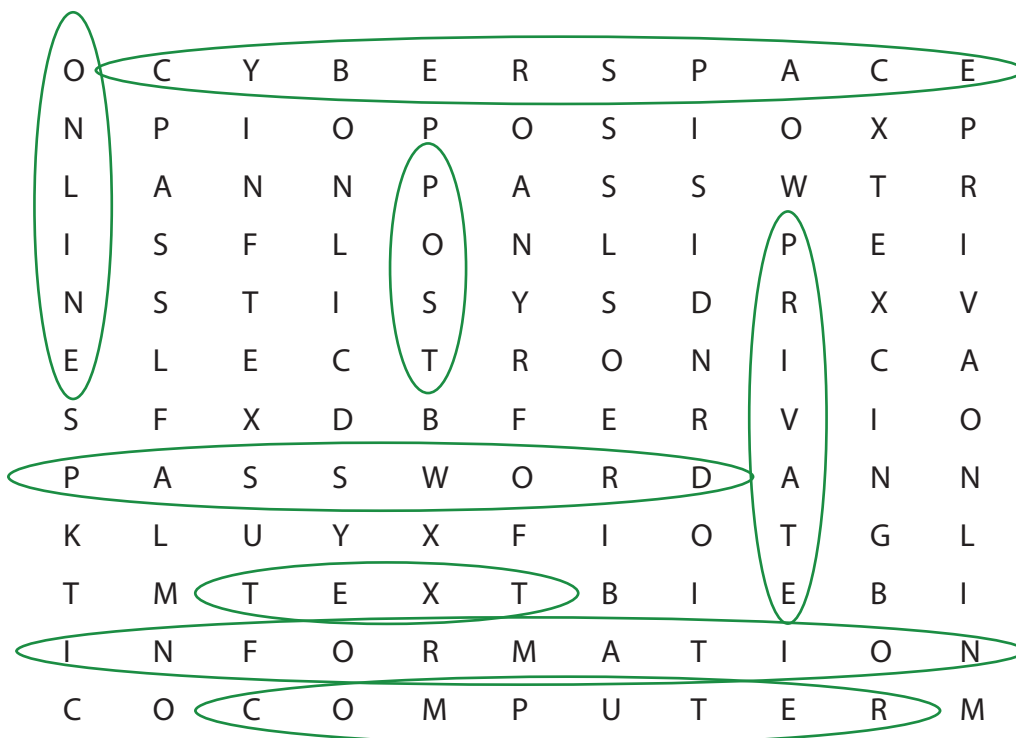
Safety Smart®? ☒ YES ☐ NO

No personal information will be shared.



with Timon and Pumbaa:
SAFETY SMART
Online!

ONLINE SAFETY WORD SEARCH ANSWER KEY



text

cyberspace

private

password

post

information

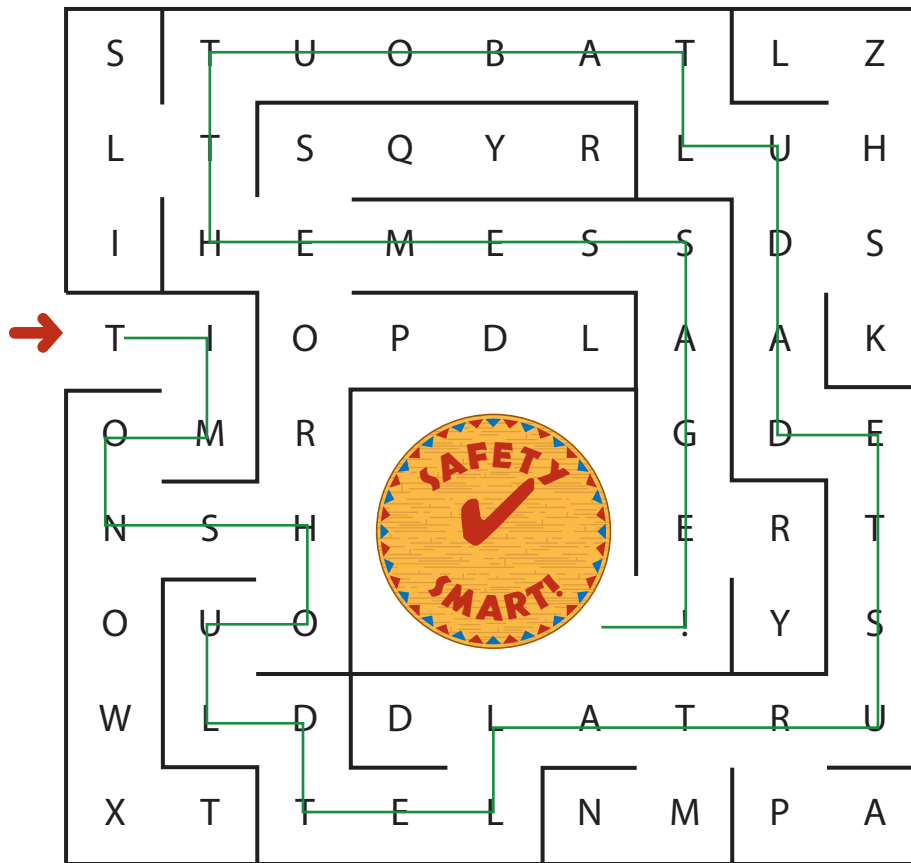
computer

online



with Timon and Pumbaa:
SAFETY SMART
Online!

MAZE CRAZE ANSWER KEY



T I M O N S H O U L D T E L L
A D U L T
A B O U T T H E M E S S A G E !