



# with Timon and Pumbaa: **SAFETY SMART®** In the Water!

**Safety Smart®** is an initiative aimed at improving the awareness and understanding of children ages 4-14 in safety and in managing themselves and their surroundings as safely as possible—by conscious action, not chance. Toward that end, UL produces multimedia public service announcements; arranges for Safety Smart Ambassador visits for children to learn from professional safety experts; hosts field trips to its laboratories, where students see safety engineers at work and participate in their own hands-on safety experiments; regularly advocates on emerging safety issues, especially regarding products that may pose a risk to consumers; and supports the development of its youth safety education programs. Through its efforts, Safety Smart cultivates awareness, provides opportunities for children to learn and practice safe, healthy, and environmentally friendly behaviors, and helps children learn to make more informed choices today and in the future.

Do your part! Be **Safety Smart®**!



Dear Parents:

What does it mean to be safe in and around water? Why is it important to wear sunscreen? Why is it important to always swim with a buddy?

As a parent, you do your best to give your children as many advantages as possible. Right now, you can do one simple thing to give your children an advantage for life: teach them the importance of being safe in and around water!

The **Safety Smart® In the Water!** DVD shares vital tips, advice, and engaging activities. Spend some time with your children working on the fun take-home sheets. Together, you can help kids learn about being Safety Smart®!

*Look what you can learn together:*

- Ways to prevent injuries, including checking for depth and entering water feet first
- The importance of swimming with a buddy and having adult supervision
- Ways to stay afloat, including treading water and wearing a life jacket
- The importance of using sunscreen to protect skin from harmful radiation
- And much more!

You may have the opportunity to share safety messages from the **Safety Smart® In the Water!** DVD with a group of children. For guidance, see the *Safety Smart Ambassador's Guide* located on the DVD. To access it:

1. Insert the DVD into your computer's DVD-ROM drive.
2. Macintosh users, double-click the DVD icon on your desktop.
3. PC users, right-click on the DVD icon and select **Open**.
4. Open the **ROM** folder.
5. Click on the **Index.html** file.
6. Click on the **Safety Ambassador's Guide**.

**DO YOUR PART! BE SAFETY SMART®! • VISIT [WWW.ULSAFETYSMART.COM](http://WWW.ULSAFETYSMART.COM)**



Activities are translated into:

Arabic	French	Japanese	Polish	Swedish
Bulgarian	German	Kannada	Portuguese (Brazil)	Tamil
Czech	Greek	Korean	Portuguese (Portugal)	Telugu
Danish	Hebrew	Mandarin (China/PRC)	Romanian	Turkish
Dutch	Hindi	Mandarin (Taiwan)	Russian	Ukrainian
English	Hungarian	Marathi	Spanish (Castilian)	Vietnamese
Finnish	Italian	Norwegian	Spanish (Latin American)	

If children are learning another language, you may want to encourage them to complete the activities in this guide in the language they are studying.

## TRY THIS AT HOME!

The **Safety Smart® In the Water!** DVD puts educational family fun right at your fingertips. Use the provided worksheets and the suggested activities to get your whole family thinking about safety in the water!

- Get the crayons for the **Coloring Page** and let your little one use color to help reinforce the importance of practicing safety in and around water! (pg. 4)
- Get the pencils sharpened and ready for **Timon and Pumbaa's Water Safety Tips** and **Helping Others Be Safety Smart®** worksheets (pgs. 5, 6)

**Answers** on page 13

- Help children recall the lessons they learned on the DVD by deciding what's going on in each picture with the **Is It Safety Smart®?** worksheet. (pg. 7)

**Answers** on page 14

- Hang **Timon and Pumbaa's Safety Smart® Checklist** in the kitchen and encourage children to check-off each activity as they complete it. For weekly reminders, print out a new checklist! (pg. 8)
- Have fun searching out words with the **Water Safety Words** worksheet. (pg. 9)

**Answers** on page 15

- Challenge the children to a race – who can finish the **Maze Craze** worksheet first? (pg. 10)

**Answers** on page 16

- Have a family **Sing-Along** with Timon and Pumbaa. On the DVD scene selection menu, choose the "Sing-Along" option.

**Lyrics can be found on page 11**

**DO YOUR PART! BE SAFETY SMART®! • VISIT [WWW.ULSAFETYSMART.COM](http://WWW.ULSAFETYSMART.COM)**



- Spend some “smart” time preparing for the next time you go to the water together – have your children help you review the **Safety Smart® Checklist** before you leave.
- Whenever you go in or around water together, start by singing the **Safety Smart® In the Water Jingle**:

*Safety Smart in the water!  
It's important, you bet!  
Safety Smart in the water!  
Think before you get wet!*

- Award your children with their very own **Safety Smart® Certificate**. Encourage them to hang it up so everyone can see that they are now Safety Smart® In the Water! (pg. 12)

You can help empower your children to make smart decisions at home, school, and throughout their communities by logging on to the [www.ulsafetysmart.com](http://www.ulsafetysmart.com) website. Designed from a child's point of view, this e-community is full of interactive games, the latest in educational safety resources, and global safety news.

**Being Safety Smart® In the Water Was Never So Much Fun!**




**DO YOUR PART! BE SAFETY SMART®! • VISIT [WWW.ULSAFETYSMART.COM](http://WWW.ULSAFETYSMART.COM)**



with Timon and Pumbaa:  
**SAFETY SMART**  
In The Water!

Name: \_\_\_\_\_

## WATER SAFETY COLORING PAGE





with Timon and Pumbaa:  
**SAFETY SMART**  
In The Water!

Name: \_\_\_\_\_

## TIMON AND PUMBAA'S WATER SAFETY TIPS

Timon and Pumbaa learned a lot about how to be safe in and around the water. Fill in the blanks using the words in the box. Use each word only once.

sunscreen

lifeguard

tread

jacket

feet

buddy

1. When you enter a pool, you should go \_\_\_\_\_ first.

2. At the pool or ocean, make sure there is a \_\_\_\_\_.

3. When you're in the sun, always wear \_\_\_\_\_.

4. Learn how to \_\_\_\_\_ water to stay afloat.

5. When you do water sports, wear a life \_\_\_\_\_.

6. Always swim with a \_\_\_\_\_.







Name: \_\_\_\_\_

## HELPING OTHERS BE SAFETY SMART®

Plan how to help others be Safety Smart® in the water. Complete each section.

**Who will you help?**

**How will you help them?**

**Draw a picture to show how you will help others be Safety Smart® in the water.**



Name: \_\_\_\_\_

## IS IT SAFETY SMART®?

Can you spot water safety? What is happening in each picture? Circle "Yes" if the picture is Safety Smart®, and circle "No" if the picture is not Safety Smart®. Then use the lines to write a sentence about what is happening in each picture.



Safety Smart®? YES ☒ NO

\_\_\_\_\_  
\_\_\_\_\_



Safety Smart®? YES NO

\_\_\_\_\_  
\_\_\_\_\_



Safety Smart®? YES NO

\_\_\_\_\_  
\_\_\_\_\_



Safety Smart®? YES NO

\_\_\_\_\_  
\_\_\_\_\_



Safety Smart®? YES NO

\_\_\_\_\_  
\_\_\_\_\_



Safety Smart®? YES NO

\_\_\_\_\_  
\_\_\_\_\_



with Timon and Pumbaa:  
**SAFETY SMART®**  
In The Water!

Name: \_\_\_\_\_

## TAKE-HOME ACTIVITY

### TIMON AND PUMBAA'S SAFETY SMART® CHECKLIST

What have you learned about being Safety Smart® in the water? Check the rules that you will follow. Complete this checklist to get your certificate!

Do I make sure that I...?	YES
Wear sunscreen when out in the sun?	
Read all posted signs when at the pool or ocean?	
Walk, never run, when at the pool?	
Have adult supervision when I swim?	
Go in the water feet first?	
Check water depth before entering the water?	
Swim with a buddy?	
Leave the pool and use a bathroom if I need to go?	
Know how to tread water?	
Leave the water and go inside if I see lightning or hear thunder?	
Use a life jacket when doing water sports?	





Name: \_\_\_\_\_

## WATER SAFETY WORDS

Find and circle all the water safety words. Then use each word in a sentence.

P G T R E A N U D D Y  
S L I F E J A C K E T  
U I M S B U D D Y O R  
N F B U D W Y B S W E  
S E U N H T O R T A A  
C G I T H U N D E R D  
R A S C O W A G R E E  
E L I F E G U A R D P  
E E M E W A T E R W O  
N F E E T F I R S T O  
L I F N G I A R D A L

### Water Safety Words

buddy life jacket thunder feet first pool tread lifeguard sunscreen

### Use each word in a sentence...

1. Enter water \_\_\_\_\_.
2. Don't dive into the \_\_\_\_\_.
3. Make sure a \_\_\_\_\_ is on duty.
4. Wear a \_\_\_\_\_ when you do water sports.
5. Put \_\_\_\_\_ on your skin.
6. If you hear \_\_\_\_\_, get out of the water.
7. Learn how to \_\_\_\_\_ water.
8. Swim with a \_\_\_\_\_.



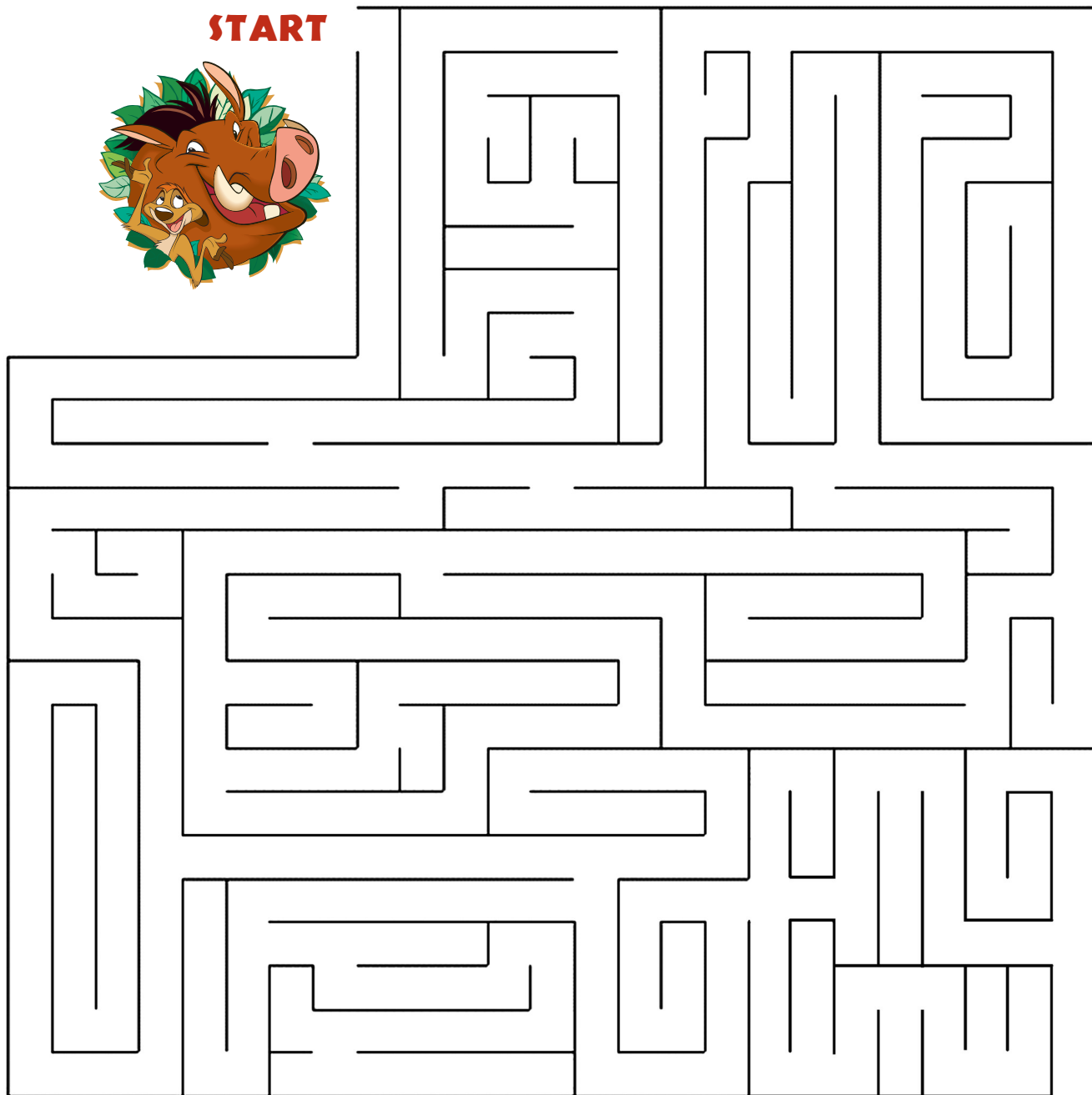
with Timon and Pumbaa:  
**SAFETY SMART**  
In The Water!

Name: \_\_\_\_\_


## MAZE CRAZE

Help Timon and Pumbaa get to the swimming pool!

**START**



**FINISH!**





## SING-ALONG WITH TIMON AND PUMBAA

HEY! SAFETY SMART IN THE WATER!  
IT'S IMPORTANT YOU BET!  
SAFETY SMART IN THE WATER!  
THINK BEFORE YOU GET WET!

I REALLY MEAN IT!

SAFETY SMART IN THE RIVERS!  
SAFETY SMART IN THE POOLS!  
BUT BEFORE YOU MAKE A SPLASH, MY FRIEND,  
DON'T FORGET TO REMEMBER THE RULES!

THE RULES?

SUNSCREEN!  
PROTECT YOUR SKIN!

LIFEGUARDS!  
CHECK FOR ONE BEFORE DIVING IN!

GIVE ALL POSTED SIGNS A READ!  
AND SOON YOU'LL SEE THAT ALL THESE RULES ARE  
USEFUL INDEED! YEAH!

SAFETY SMART IN THE WATER!  
SO MUCH FUN IS IN STORE!  
BUT BEFORE YOU MAKE A SPLASH, MY FRIEND,  
DON'T FORGET TO REMEMBER - THERE'S MORE!

MORE?

FEET FIRST!  
LOOK BEFORE YOU LEAP!

HEY! TAKE A BUDDY.  
LAST ONE IN'S A ROTTEN EGG!

LIFE JACKET?  
CHECK!

WE'RE READY TO GO  
AND GOING TO THE BATHROOM IS A NO-NO-NO!  
NO-NO-NO-NO-NO-NO NO NO-NO-NO-NO-NO-NO!  
YEAH!

SAFETY SMART IN THE WATER!  
IT'S IMPORTANT, YOU BET!  
SAFETY SMART IN THE WATER!  
THINK BEFORE YOU GET WET!

LEARN TO TREAD WATER!  
THINK BEFORE YOU GET WET!  
WATCH OUT FOR LIGHTNING!  
THINK. THINK. THINK BEFORE YOU GET WET!  
THINK BEFORE YOU GET WET! YEAH!



Disney's  
**WILD ABOUT SAFETY®**

**TIMON AND PUMBAA**



**SAFETY SMART®**

**CERTIFICATE OF COMPLETION**

Awarded To:

---

*Safety Smart® In The Water!*

DATE: \_\_\_\_\_



## TIMON AND PUMBAA'S WATER SAFETY TIPS ANSWER KEY


sunscreen	lifeguard	tread
jacket	feet	buddy

1. When you enter a pool, you should go \_\_\_\_\_ feet \_\_\_\_\_ first.
2. At the pool or ocean, make sure there is a \_\_\_\_\_ lifeguard \_\_\_\_\_.
3. When you're in the sun, always wear \_\_\_\_\_ sunscreen \_\_\_\_\_.
4. Learn how to \_\_\_\_\_ tread \_\_\_\_\_ water to stay afloat.
5. When you do water sports, wear a life \_\_\_\_\_ jacket \_\_\_\_\_.
6. Always swim with a \_\_\_\_\_ buddy \_\_\_\_\_.





## IS IT SAFETY SMART®? ANSWER KEY



Safety Smart®? YES ☒ NO

Always enter the water feet first.




Safety Smart®? ☒ YES NO

Timon is checking the water before he goes swimming.



Safety Smart®? ☒ YES NO

There is a lifeguard on duty.



Safety Smart®? YES ☒ NO

Do not swim during a storm.



Safety Smart®? ☒ YES NO

Wear a life jacket during water sports.

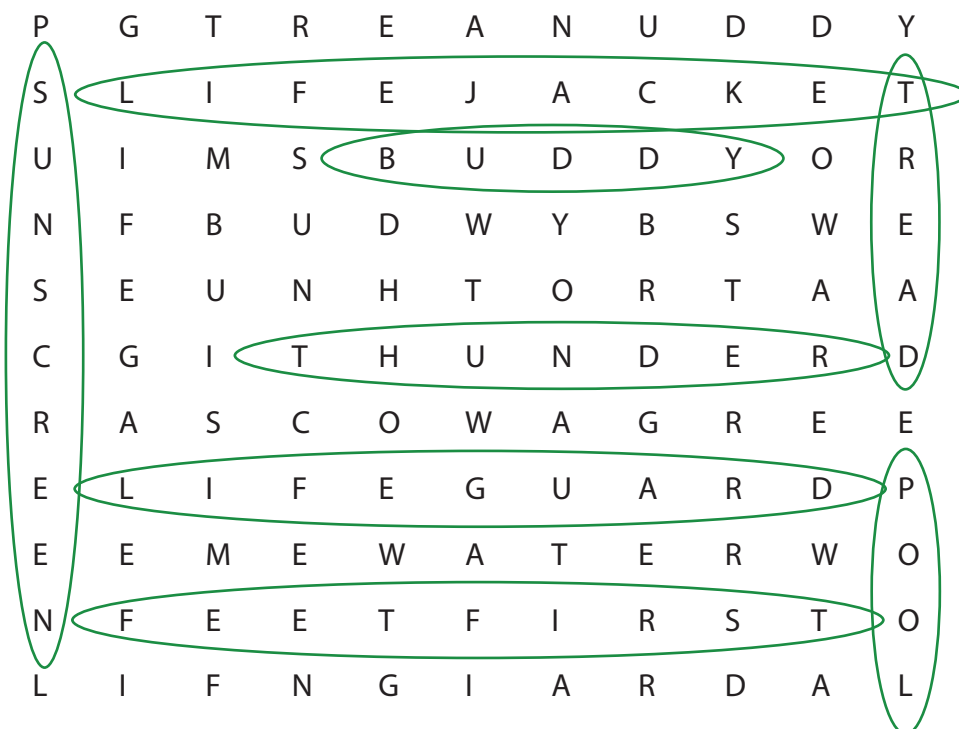


Safety Smart®? ☒ YES NO

Sunscreen protects the skin from the sun.



## WATER SAFETY WORDS ANSWER KEY



### Water Safety Words

buddy    life jacket    thunder    feet first    pool    tread    lifeguard    sunscreen

### Use each word in a sentence...

1. Enter water \_\_\_\_\_ feet first \_\_\_\_\_.
2. Don't dive into the \_\_\_\_\_ pool \_\_\_\_\_.
3. Make sure a \_\_\_\_\_ lifeguard \_\_\_\_\_ is on duty.
4. Wear a \_\_\_\_\_ life jacket \_\_\_\_\_ when you do water sports.

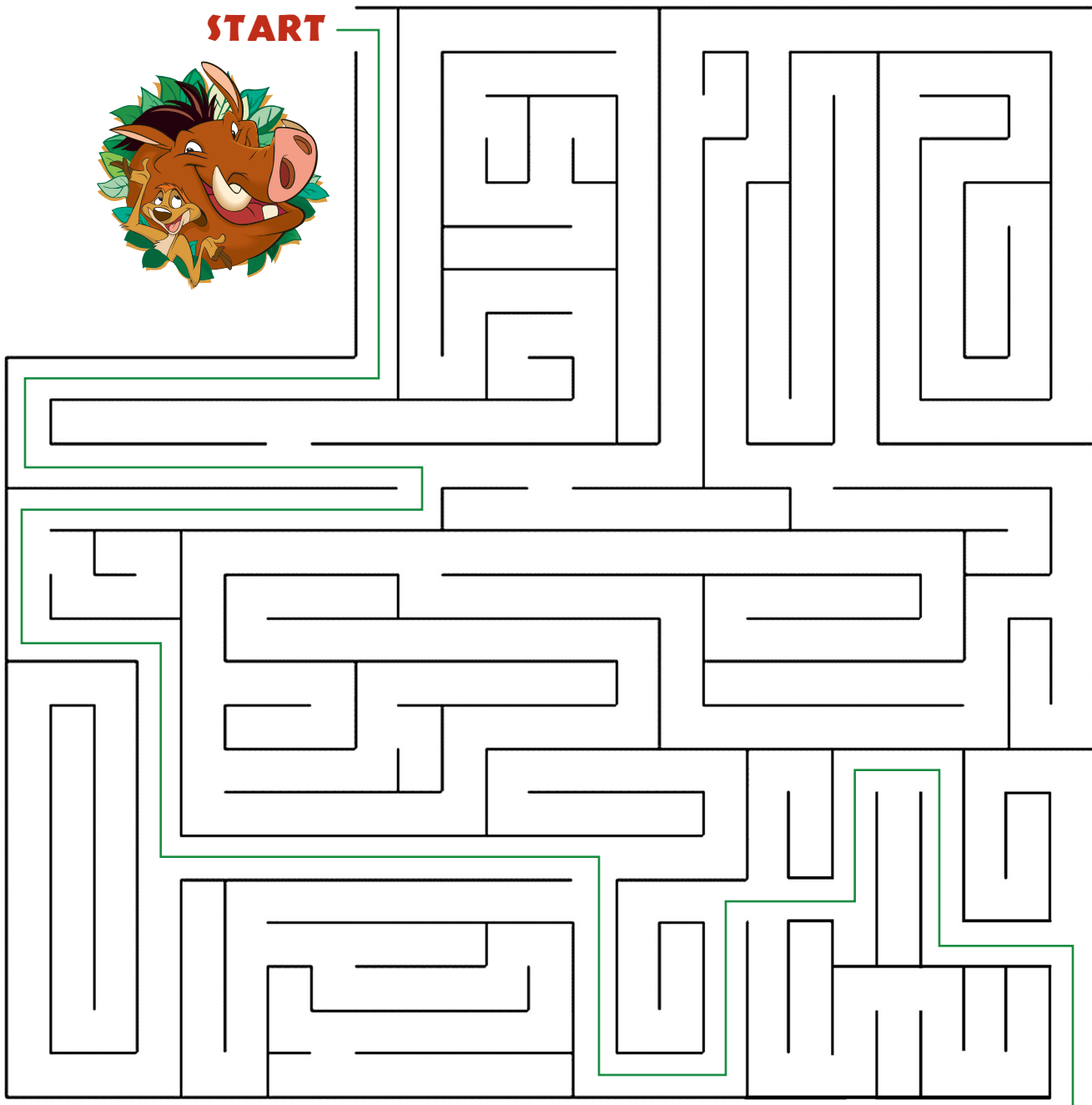
5. Put \_\_\_\_\_ sunscreen \_\_\_\_\_ on your skin.
6. If you hear \_\_\_\_\_ thunder \_\_\_\_\_, get out of the water.
7. Learn how to \_\_\_\_\_ tread \_\_\_\_\_ water.
8. Swim with a \_\_\_\_\_ buddy \_\_\_\_\_.



with Timon and Pumbaa:  
**SAFETY SMART**  
In The Water!

## MAZE CRAZE ANSWER KEY

**START**



**FINISH!**

