



## with Timon and Pumbaa: **SAFETY SMART®** In The Water!

**Safety Smart®** is an initiative aimed at improving the awareness and understanding of children ages 4-14 in safety and in managing themselves and their surroundings as safely as possible—by conscious action, not chance. Toward that end, UL produces multimedia public service announcements; arranges for Safety Smart Ambassador visits for children to learn from professional safety experts; hosts field trips to its laboratories, where students see safety engineers at work and participate in their own hands-on safety experiments; regularly advocates on emerging safety issues, especially regarding products that may pose a risk to consumers; and supports the development of its youth safety education programs. Through its efforts, Safety Smart cultivates awareness, provides opportunities for children to learn and practice safe, healthy, and environmentally friendly behaviors, and helps children learn to make more informed choices today and in the future.

Do your part! Be **Safety Smart®**!



In an effort to help keep children safe and healthy around the world, Underwriters Laboratories and The Walt Disney Company have joined hands to create Safety Smart, a global program designed to encourage and empower children to practice safe, healthy, and environmentally responsible behavior.

As community, industry, and government leaders, parents and grandparents, individuals and good corporate citizens, we are all safety smart ambassadors responsible for helping our children make the right choices and decisions. Thank you for joining us in working for a safer world by sharing **Safety Smart® In the Water!** with children everywhere.

### Safety Smart Ambassador

Learning about public health, safety, and environmental stewardship is easier and more fun than ever! As a Safety Smart Ambassador, you will be sharing reassuring, clear, and confidence-building messages to help children live a better life. Safety Smart engages and excites children in fun, creative, and interactive ways, and can be presented in the classroom, at camp, scouting or youth group meetings, and even at community events – basically anywhere children are gathered. Safety Smart Ambassadors help empower children to be safety advocates...safety scientists...safety smart.

### Approach

The Safety Smart guiding principle is that unintentional injuries are avoidable and preventable through Safety Smart choices. Safety Smart focuses on the causes of injury and safeguarding against the injury. For example, the Safety Smart choice of not playing with matches will avoid the start of a fire; using hand rails will avoid a fall; washing your hands will avoid the spreading of germs; and wearing a life jacket will avoid drowning. By teaching these concepts, we begin to build a consciousness and a knowledge, which children draw upon to make better life-sustaining choices.

**DO YOUR PART! BE SAFETY SMART®! • VISIT [WWW.ULSAFETYSMART.COM](http://WWW.ULSAFETYSMART.COM)**



## PROGRAM OUTLINE

Children ages 4 through 8 join Timon and Pumbaa as the two characters learn about being Safety Smart® in and around water. Students learn the importance of wearing sunscreen, swimming with a buddy, reading posted signs, checking water depth, and entering the water feet first. Information about treading water and water rescue are covered, as well as the dangers of swimming during a storm.

**\*ONLY HAVE ONE CLASS PERIOD AVAILABLE? OR LOOKING TO INTEGRATE THE WATER SAFETY MESSAGES INTO OTHER SUBJECT AREAS? TURN TO PAGE 6 OF THIS GUIDE FOR A SUGGESTED QUICK-START GUIDE.**

Duration	Activity	Details/Suggestions
2 minutes	<b>Who am I?</b>	Introduce yourself to the children and explain how you happen to be there (e.g., your child's class, scouting group, etc.). Let the children know how to address you (e.g., Miss Jill, Mr. Smith, etc.).
2 minutes	<b>Why am I here?</b>	To help the children learn about the importance of being Safety Smart when they are in and around the water. Ask the children if they know Timon and Pumbaa from <i>The Lion King</i> , and would they like to learn how they stay safe in the water?
8 minutes	<b>What are we going to learn?</b>	<p>Ask the children what they know about water safety and how they can stay safe in and around the water. Here are some questions to get you started:</p> <ol style="list-style-type: none"> <li><b>1. Who likes to swim? Where do you swim?</b></li> <li><b>2. Do you follow any rules when you swim? If so, what are they?</b></li> <li><b>3. Do you know what a lifeguard is?</b></li> </ol> <p><b>Answer:</b> A lifeguard is an expert swimmer who makes sure swimmers are being safe in and around the water. Lifeguards also rescue people who are having a hard time swimming in a pool or at the beach.</p> <ol style="list-style-type: none"> <li><b>4. Do you think it is safe to swim during a storm? Why or why not?</b></li> <li><b>5. What is sunscreen?</b></li> </ol> <p><b>Answer:</b> Sunscreen is a cream or lotion rubbed into the skin to protect it from the sun.</p> <ol style="list-style-type: none"> <li><b>6. Do you think it is safe to swim with a buddy?</b></li> <li><b>7. What does it mean to enter the water "feet first"?</b></li> </ol> <p><b>Answer:</b> Entering the water "feet first" means putting your feet into the water before any other part of your body. Entering feet first will help you prevent injuries.</p> <ol style="list-style-type: none"> <li><b>8. Do you check the water before you enter it? Why or why not?</b></li> </ol>

**DO YOUR PART! BE SAFETY SMART®! • VISIT [WWW.ULSAFETYSMART.COM](http://WWW.ULSAFETYSMART.COM)**



with Timon and Pumbaa:  
**SAFETY SMART®**  
In The Water!

## PROGRAM OUTLINE (CONTINUED)

Duration	Activity	Details/Suggestions
12 minutes	<b>Safety Smart®: In the Water</b>	Gather children together to watch Timon and Pumbaa share valuable, kid-friendly lessons for staying safe in and around the water.
12 minutes	<b>What did you learn?</b>	<p>Encourage discussion and participation by engaging the children about what they just learned. Here are some questions and activities to get started:</p> <ol style="list-style-type: none"> <li><b>1. What did you learn?</b></li> <li><b>2. What did you find most interesting?</b></li> <li><b>3. How can you keep yourself safe while in and around the water?</b></li> </ol> <p><b>Answers:</b></p> <ul style="list-style-type: none"> <li>• Sunscreen helps protect the skin from harmful radiation, so it is good to put on sunscreen before you go near or in the water.</li> <li>• Read all posted signs around a pool or at the beach, because they contain important safety information.</li> <li>• In order to prevent injuries, make sure to check the water for depth, and always enter the water feet first.</li> <li>• Swimming with a buddy and having adult supervision are essential to water safety.</li> <li>• Lightning and thunder are signals to leave the water immediately and to seek shelter.</li> <li>• When swimmers need to use the bathroom, they should leave the water and find a bathroom facility.</li> <li>• Always wear a life jacket when doing water sports.</li> <li>• Ways to stay afloat in the water include treading water and wearing a life jacket.</li> </ul> <p><b>Learning Opportunity:</b></p> <p>It's important for children to understand that they can practice water safety behaviors before they even start swimming. To help demonstrate this concept (and to have lots of fun), engage the children in a role-playing activity.</p> <p>Group the children into pairs. Choose one child to play the part of Timon, and the other to play the part of Pumbaa. Encourage the children to create and perform short "skits" that present an idea they learned from the program. Here are a few situations to get them started:</p> <ul style="list-style-type: none"> <li>• Timon and Pumbaa are swimming in the pool when Pumbaa hears thunder. What should the two characters do?</li> <li>• Timon and Pumbaa are going to the beach. When they arrive, they see a sign that says "No Lifeguard on Duty." What should they do?</li> <li>• Timon and Pumbaa are on a boat. Timon wants to dive off of the boat head first into the water. What does Pumbaa say to Timon?</li> </ul> <p>After a few minutes, invite two new volunteers to repeat the role-playing exercise using a new scenario.</p>

**DO YOUR PART! BE SAFETY SMART®! • VISIT [WWW.ULSAFETYSMART.COM](http://WWW.ULSAFETYSMART.COM)**



with Timon and Pumbaa:  
**SAFETY SMART®**  
In The Water!

## PROGRAM OUTLINE (CONTINUED)

Duration	Activity	Details/Suggestions
10 minutes	Safety Smart Activities	<p><b>Timon &amp; Pumbaa's Water Safety Tips</b> (page 7)</p> <p><i>Group:</i> arrange the children into pairs and have them work together to complete the worksheet. Once completed, review the answers together, encouraging children to explain correct answers.</p> <p>(Answers: page 18)</p> <p><b>Is It Safety Smart®?</b> (page 8)</p> <p><i>Group:</i> have the children complete the worksheet individually or in pairs, and then project a blank worksheet on the wall. Ask children to describe what is happening in each picture and whether or not it is Safety Smart®.</p> <p>(Answers: page 19)</p> <p><b>Look Before You Leap</b></p> <p>Ask students what the phrase “look before you leap” means. Make sure they understand that it means checking that the water is deep enough and clear of objects or people before jumping in. Work with the class to make up a song about looking before you leap. For example, you could make up a song to the tune of “Row, Row, Row Your Boat”:</p> <p style="text-align: center;"><b><i>Look, look, look before leaping in the stream. Safely, safely, safely, safely swimming is a dream.</i></b></p> <p><b>Water Safety Board Game</b> (page 9)</p> <p><i>Group:</i> divide the students into pairs. Make copies of the game board and laminate them, if desired. Each pair will need a copy of the game board, two game pieces (such as math manipulatives), and a number cube. Directions for playing are on the game board.</p> <p><b>Water Safety Word Search</b> (page 10)</p> <p><i>Individual:</i> project a copy of the worksheet onto a wall and review the meanings of the 8 words together. Then have the children complete the worksheets on their own. Once everyone has finished the worksheets, invite volunteers to help you locate the words in the Word Search and create sentences using the 8 words.</p> <p>(Answers: page 20)</p> <p><b>New Sunscreen on the Block</b> (page 11)</p> <p><i>Group:</i> divide students into teams and give each team one copy of the worksheet provided. Have each team work together to design an advertisement for a new sunscreen. Afterward, have teams share their advertisements with the class. Which ads are the most persuasive? What makes them effective?</p>

**DO YOUR PART! BE SAFETY SMART®! • VISIT [WWW.ULSAFETYSMART.COM](http://WWW.ULSAFETYSMART.COM)**



## PROGRAM OUTLINE

### (CONTINUED)

Duration	Activity	Details/Suggestions
10 minutes	<b>Safety Smart Activities</b> (continued)	<p><b>Coloring Page</b> (page 12) <i>Individual:</i> encourage children to color the page and then take home and share the Safety Smart® water safety lessons they have learned. You might also recommend that children hang the coloring page in the kitchen so they remember to practice their water safety lessons before heading out to swim!</p> <p><b>Maze Craze</b> (page 13) <i>Individual:</i> have the children complete the maze. (Answers: page 21)</p> <p><b>Take-Home Activities:</b></p> <ul style="list-style-type: none"> <li>• <b>Timon and Pumbaa's Safety Smart® Checklist</b> (page 14)</li> <li>• <b>Describe a Picture</b> (page 15)</li> </ul>
10 minutes	<b>Sing-Along with Timon and Pumbaa</b>	<p>Help the children remember the ways they can stay safe in and around the water by leading them in a sing-along. (page 16)</p> <p>On the DVD scene selection menu, choose the Sing-Along option. Encourage the children to sing along with the characters. If the children are studying another language, you may want to consider replaying the Sing-Along in the language they are studying by re-accessing the 12-minute animation.</p>
2 minutes	<b>Certificate</b>	<p>Award the UL Safety Smart® Certificate! (page 17)</p> <ul style="list-style-type: none"> <li>• Option 1: award to each child</li> <li>• Option 2: award to the group/class</li> </ul>
2 minutes	<b>Thank you and goodbyes</b>	<p>Encourage the children to get "wild about safety" and start sharing the Safety Smart® behaviors they have learned. Remind them that their safe behavior will be a good example for others who want to practice being Safety Smart®.</p> <p>For more safety fun, share the <a href="http://www.ulsafetysmart.com">www.ulsafetysmart.com</a> website address with the children, but remind them that they need their parents' permission to use the Internet.</p>

Activities are translated into:

Arabic	French	Japanese	Polish	Swedish
Bulgarian	German	Kannada	Portuguese (Brazil)	Tamil
Czech	Greek	Korean	Portuguese (Portugal)	Telugu
Danish	Hebrew	Mandarin (China/PRC)	Romanian	Turkish
Dutch	Hindi	Mandarin (Taiwan)	Russian	Ukrainian
English	Hungarian	Marathi	Spanish (Castilian)	Vietnamese
Finnish	Italian	Norwegian	Spanish (Latin American)	

**DO YOUR PART! BE SAFETY SMART®! • VISIT [WWW.ULSAFETYSMART.COM](http://WWW.ULSAFETYSMART.COM)**





## SUGGESTED QUICK-START GUIDE

The activities in this Ambassador's Guide are designed to reinforce and extend the water safety messages found in the program. Depending on how much time you have, you may wish to select some or all of the activities.

### *If you have one class period...*

- Watch the 12-minute **Safety Smart®: In the Water! DVD**, ask the children the three questions from the **"What did you learn?"** activity on page 3, and have all of the children participate in a group **Sing-Along**.
- Award the **Safety Smart® Certificate** on page 17 to the class/group and send each child home with a copy of **Timon and Pumbaa's Safety Smart® Checklist** on page 14.

### *If you have two class periods...*

- Add the **Timon and Pumbaa's Water Safety Tips** worksheet and/or the **Water Safety Word Search** worksheet on pages 7 and 10.
- Complete the **Maze Craze** on page 13 and the **Is It Safety Smart®?** worksheet on page 8 as a group.



**DO YOUR PART! BE SAFETY SMART®! • VISIT [WWW.ULSAFETYSMART.COM](http://WWW.ULSAFETYSMART.COM)**



with Timon and Pumbaa:  
**SAFETY SMART**  
In The Water!

Name: \_\_\_\_\_

## TIMON AND PUMBAA'S WATER SAFETY TIPS

Timon and Pumbaa learned a lot about how to be safe in and around the water. Fill in the blanks using the words in the box. Use each word only once.

sunscreen

lifeguard

tread

jacket

feet

buddy

1. When you enter a pool, you should go \_\_\_\_\_ first.

2. At the pool or ocean, make sure there is a \_\_\_\_\_.

3. When you're in the sun, always wear \_\_\_\_\_.

4. Learn how to \_\_\_\_\_ water to stay afloat.

5. When you do water sports, wear a life \_\_\_\_\_.

6. Always swim with a \_\_\_\_\_.





Name: \_\_\_\_\_

## IS IT SAFETY SMART®?

Can you spot water safety? What is happening in each picture? Circle "Yes" if the picture is Safety Smart®, and circle "No" if the picture is not Safety Smart®. Then use the lines to write a sentence about what is happening in each picture.



Safety Smart®? YES ☒ NO

\_\_\_\_\_  
\_\_\_\_\_



Safety Smart®? YES NO

\_\_\_\_\_  
\_\_\_\_\_



Safety Smart®? YES NO

\_\_\_\_\_  
\_\_\_\_\_



Safety Smart®? YES NO

\_\_\_\_\_  
\_\_\_\_\_



Safety Smart®? YES NO

\_\_\_\_\_  
\_\_\_\_\_



Safety Smart®? YES NO

\_\_\_\_\_  
\_\_\_\_\_





with Timon and Pumbaa:  
**SAFETY SMART**  
In The Water!

Name: \_\_\_\_\_

## TIMON AND PUMBAA'S WATER SAFETY BOARD GAME

### How to Play

1. Place your game pieces on the word START.
2. Take turns rolling the number cube. Move your game piece the number of spaces shown on the cube.
3. If you land on a space with a safety message, do what the message says.
4. The game is over when both players get to the swimming pool.

<b>START</b>		You wore sunscreen! Go ahead 3 spaces.		You ran at the pool. Go back 4 spaces.		You went in the water feet first! Go ahead 3 spaces.	You dove into the pool. Go back 6 spaces.
			You wore a life jacket during water sports! Go ahead 2 spaces.	You swam without a buddy. Go back 6 spaces.			
You kept swimming during a storm. Go back 6 spaces.							
	You know how to tread water! Go ahead 2 spaces.	You forgot to wear sunscreen. Go back 6 spaces.		You looked before leaping! Go ahead 3 spaces.		You swam with adult supervision! Go ahead 3 spaces.	
 <b>FINISH!</b>					You didn't check how deep the water is. Go back 7 spaces.		



Name: \_\_\_\_\_

## WATER SAFETY WORDS

Find and circle all the water safety words. Then use each word in a sentence.

P G T R E A N U D D Y  
S L I F E J A C K E T  
U I M S B U D D Y O R  
N F B U D W Y B S W E  
S E U N H T O R T A A  
C G I T H U N D E R D  
R A S C O W A G R E E  
E L I F E G U A R D P  
E E M E W A T E R W O  
N F E E T F I R S T O  
L I F N G I A R D A L

### Water Safety Words

buddy life jacket thunder feet first pool tread lifeguard sunscreen

### Use each word in a sentence...

1. Enter water \_\_\_\_\_.
2. Don't dive into the \_\_\_\_\_.
3. Make sure a \_\_\_\_\_ is on duty.
4. Wear a \_\_\_\_\_ when you do water sports.
5. Put \_\_\_\_\_ on your skin.
6. If you hear \_\_\_\_\_, get out of the water.
7. Learn how to \_\_\_\_\_ water.
8. Swim with a \_\_\_\_\_.



Team Members: \_\_\_\_\_

## NEW SUNSCREEN ON THE BLOCK


In the space below, design an advertisement for a new sunscreen. Give your new sunscreen a name and draw a picture of it in the advertisement. Explain what makes your new sunscreen so great.



with Timon and Pumbaa:  
**SAFETY SMART**  
In The Water!

Name: \_\_\_\_\_

## WATER SAFETY COLORING PAGE





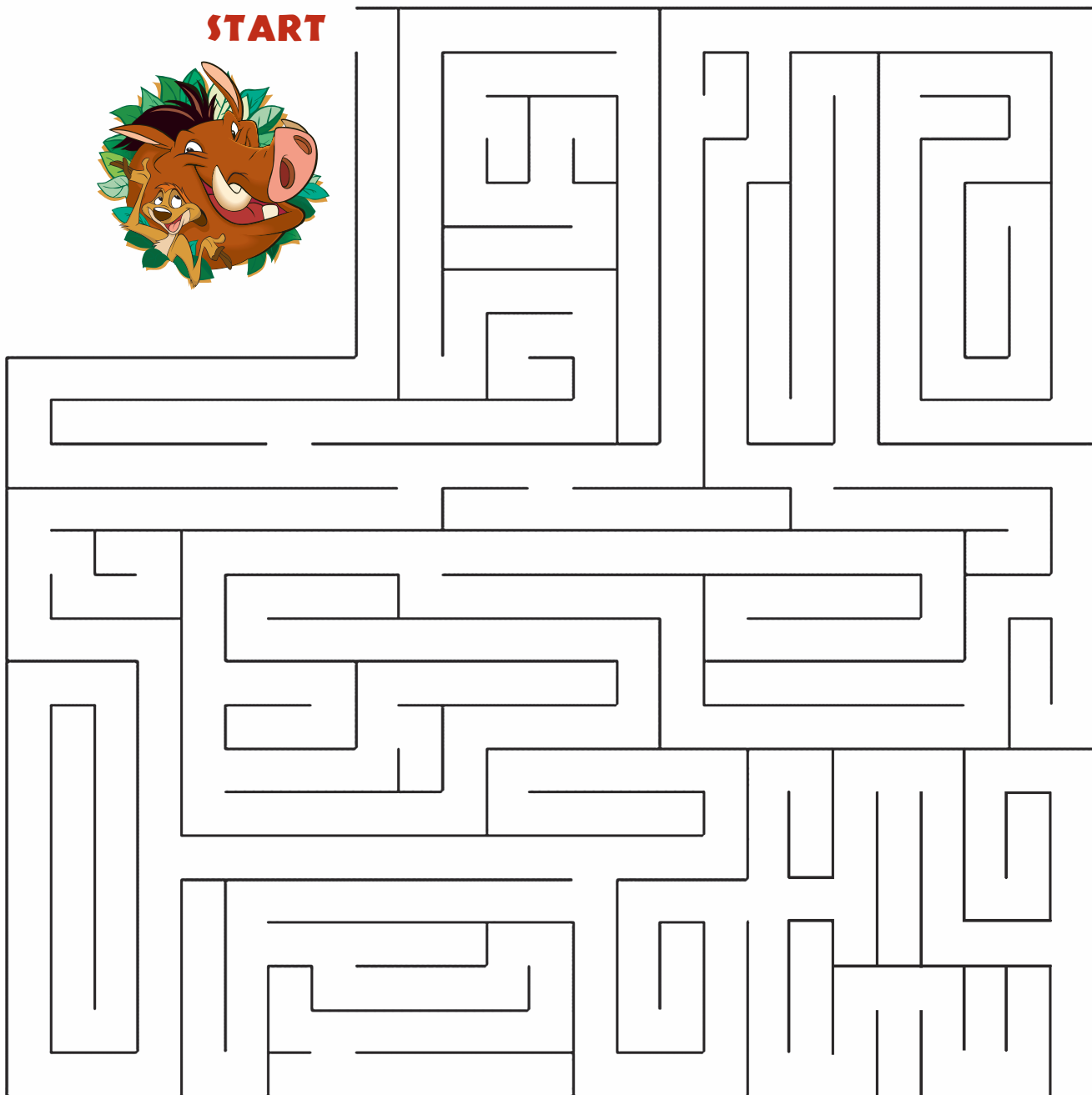
with Timon and Pumbaa:  
**SAFETY SMART**  
In The Water!

Name: \_\_\_\_\_


## MAZE CRAZE

Help Timon and Pumbaa get to the swimming pool!

**START**



**FINISH!**







with Timon and Pumbaa:  
**SAFETY SMART®**  
In The Water!

Name: \_\_\_\_\_

## TAKE-HOME ACTIVITY

### TIMON AND PUMBAA'S SAFETY SMART® CHECKLIST

What have you learned about being Safety Smart® in the water? Check the rules that you will follow. Complete this checklist to get your certificate!

Do I make sure that I...?	YES
Wear sunscreen when out in the sun?	
Read all posted signs when at the pool or ocean?	
Walk, never run, when at the pool?	
Have adult supervision when I swim?	
Go in the water feet first?	
Check water depth before entering the water?	
Swim with a buddy?	
Leave the pool and use a bathroom if I need to go?	
Know how to tread water?	
Leave the water and go inside if I see lightning or hear thunder?	
Use a life jacket when doing water sports?	



with Timon and Pumbaa:  
**SAFETY SMART**  
In The Water!

Name: \_\_\_\_\_

## TAKE-HOME ACTIVITY: **DESCRIBE A PICTURE**

### Directions

1. Ask your child to tell you about this picture.
2. Together, write your child's description on the lines under the picture.
3. Read your child's words together.



---

---

---

---

---

---

---



## SING-ALONG WITH TIMON AND PUMBAA

HEY! SAFETY SMART IN THE WATER!  
IT'S IMPORTANT YOU BET!  
SAFETY SMART IN THE WATER!  
THINK BEFORE YOU GET WET!

I REALLY MEAN IT!

SAFETY SMART IN THE RIVERS!  
SAFETY SMART IN THE POOLS!  
BUT BEFORE YOU MAKE A SPLASH, MY FRIEND,  
DON'T FORGET TO REMEMBER THE RULES!

THE RULES?

SUNSCREEN!  
PROTECT YOUR SKIN!

LIFEGUARDS!  
CHECK FOR ONE BEFORE DIVING IN!

GIVE ALL POSTED SIGNS A READ!  
AND SOON YOU'LL SEE THAT ALL THESE RULES ARE  
USEFUL INDEED! YEAH!

SAFETY SMART IN THE WATER!  
SO MUCH FUN IS IN STORE!  
BUT BEFORE YOU MAKE A SPLASH, MY FRIEND,  
DON'T FORGET TO REMEMBER - THERE'S MORE!

MORE?

FEET FIRST!  
LOOK BEFORE YOU LEAP!

HEY! TAKE A BUDDY.  
LAST ONE IN'S A ROTTEN EGG!

LIFE JACKET?  
CHECK!

WE'RE READY TO GO  
AND GOING TO THE BATHROOM IS A NO-NO-NO!  
NO-NO-NO-NO-NO-NO NO NO-NO-NO-NO-NO-NO!

YEAH!

SAFETY SMART IN THE WATER!  
IT'S IMPORTANT, YOU BET!  
SAFETY SMART IN THE WATER!  
THINK BEFORE YOU GET WET!

LEARN TO TREAD WATER!  
THINK BEFORE YOU GET WET!  
WATCH OUT FOR LIGHTNING!  
THINK. THINK. THINK BEFORE YOU GET WET!  
THINK BEFORE YOU GET WET! YEAH!





Disney's  
**WILD ABOUT SAFETY®**

**TIMON AND PUMBAA**



**SAFETY SMART®**

**CERTIFICATE OF COMPLETION**

Awarded To:

---

*Safety Smart® In The Water!*

DATE: \_\_\_\_\_



## TIMON AND PUMBAA'S WATER SAFETY TIPS ANSWER KEY


sunscreen	lifeguard	tread
jacket	feet	buddy

1. When you enter a pool, you should go \_\_\_\_\_ feet \_\_\_\_\_ first.
2. At the pool or ocean, make sure there is a \_\_\_\_\_ lifeguard \_\_\_\_\_.
3. When you're in the sun, always wear \_\_\_\_\_ sunscreen \_\_\_\_\_.
4. Learn how to \_\_\_\_\_ tread \_\_\_\_\_ water to stay afloat.
5. When you do water sports, wear a life \_\_\_\_\_ jacket \_\_\_\_\_.
6. Always swim with a \_\_\_\_\_ buddy \_\_\_\_\_.





## IS IT SAFETY SMART®? ANSWER KEY




Safety Smart®? YES ☒ NO

Always enter the water feet first.



Safety Smart®? ☒ YES NO

Timon is checking the water before he goes swimming.



Safety Smart®? ☒ YES NO

There is a lifeguard on duty.



Safety Smart®? YES ☒ NO

Do not swim during a storm.



Safety Smart®? ☒ YES NO

Wear a life jacket during water sports.

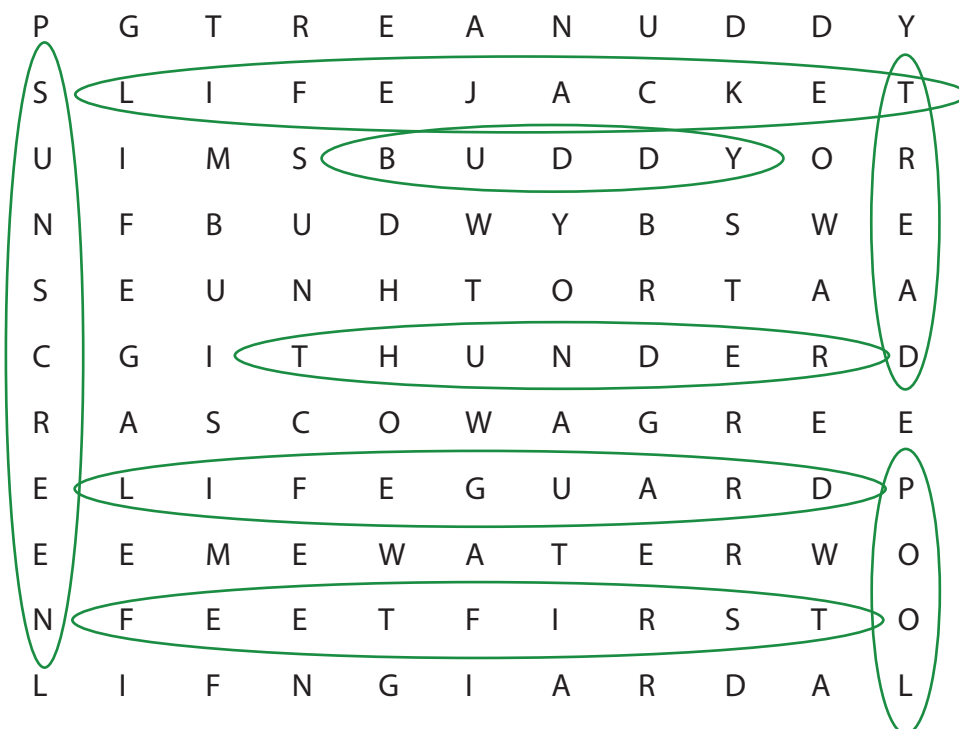


Safety Smart®? ☒ YES NO

Sunscreen protects the skin from the sun.



## WATER SAFETY WORDS ANSWER KEY



### Water Safety Words

buddy    life jacket    thunder    feet first    pool    tread    lifeguard    sunscreen

### Use each word in a sentence...

1. Enter water \_\_\_\_\_ feet first \_\_\_\_\_.
2. Don't dive into the \_\_\_\_\_ pool \_\_\_\_\_.
3. Make sure a \_\_\_\_\_ lifeguard \_\_\_\_\_ is on duty.
4. Wear a \_\_\_\_\_ life jacket \_\_\_\_\_ when you do water sports.

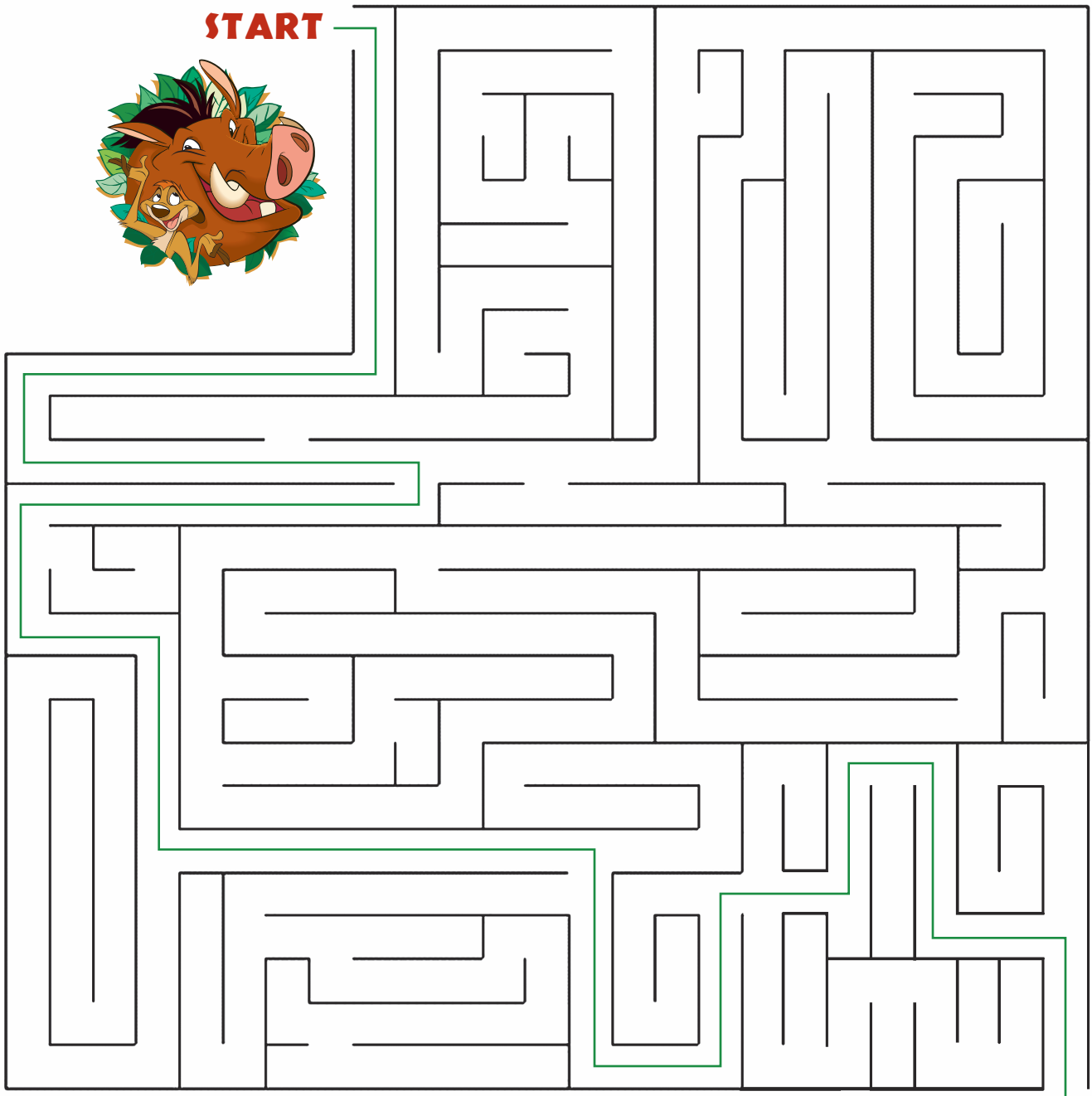
5. Put \_\_\_\_\_ sunscreen \_\_\_\_\_ on your skin.
6. If you hear \_\_\_\_\_ thunder \_\_\_\_\_, get out of the water.
7. Learn how to \_\_\_\_\_ tread \_\_\_\_\_ water.
8. Swim with a \_\_\_\_\_ buddy \_\_\_\_\_.



with Timon and Pumbaa:  
**SAFETY SMART**  
In The Water!

## MAZE CRAZE ANSWER KEY

**START**



**FINISH!**

