



with Timon and Pumbaa: **SAFETY SMART®** Goes Green!

Safety Smart® is an initiative aimed at improving the awareness and understanding of children ages 4-14 in safety and in managing themselves and their surroundings as safely as possible—by conscious action, not chance. Toward that end, UL produces multimedia public service announcements; arranges for Safety Smart Ambassador visits for children to learn from professional safety experts; hosts field trips to its laboratories, where students see safety engineers at work and participate in their own hands-on safety experiments; regularly advocates on emerging safety issues, especially regarding products that may pose a risk to consumers; and supports the development of its youth safety education programs. Through its efforts, Safety Smart cultivates awareness, provides opportunities for children to learn and practice safe, healthy, and environmentally friendly behaviors, and helps children learn to make more informed choices today and in the future.

Do your part! Be **Safety Smart®**!



Dear Parents:

What does it mean to “go green”? What are the Three Rs? Why should you use compact florescent lights instead of regular light bulbs?

As a parent, you do your best to give your children as many advantages as possible. Right now, you can do one simple thing to give your children an advantage for life: teach them the importance of going green!

The **Safety Smart® Goes Green!** DVD shares vital tips, advice, and engaging activities. Spend some time with your children working on the fun take-home sheets. Together, you can help kids learn about why going green is Safety Smart®!

Look what you can learn together:

- How to reduce, reuse, and recycle.
- The importance of keeping trash out of storm drains.
- Why taking short showers is good for the environment.
- How to conserve energy by using CFLs instead of regular light bulbs.
- And much more!

You may have the opportunity to share safety messages from the **Safety Smart® Goes Green!** DVD with a group of children. For guidance, see the Safety Smart Ambassador's Guide located on the DVD. To access it:

1. Insert the DVD into your computer's DVD-ROM drive.
2. Macintosh users, double-click the DVD icon on your desktop.
3. PC users, right-click on the DVD icon and select **Open**.
4. Open the **ROM** folder.
5. Click on the **Index.html** file.
6. Click on the **Safety Ambassador's Guide**.

DO YOUR PART! BE SAFETY SMART®! • VISIT WWW.ULSAFETYSMART.COM



Activities are translated into:

Arabic	French	Japanese	Polish	Swedish
Bulgarian	German	Kannada	Portuguese (Brazil)	Tamil
Czech	Greek	Korean	Portuguese (Portugal)	Telugu
Danish	Hebrew	Mandarin (China/PRC)	Romanian	Turkish
Dutch	Hindi	Mandarin (Taiwan)	Russian	Ukrainian
English	Hungarian	Marathi	Spanish (Castilian)	Vietnamese
Finnish	Italian	Norwegian	Spanish (Latin American)	

If children are learning another language, you may want to encourage them to complete the activities in this guide in the language they are studying.

TRY THIS AT HOME!

The **Safety Smart® Goes Green!** DVD puts educational family fun right at your fingertips. Use the provided worksheets and the suggested activities to get your whole family thinking about going green!

- Get the crayons for the **Coloring Page** and let your little one use color to help reinforce the importance of going green. (pg. 4)
- Help children recall the lessons they learned on the DVD by deciding what's going on in each picture with the **Is It Safety Smart®?** worksheet. (pg. 5)

Answers on page 11

- Hang the **Safety Smart® Goes Green Checklist** in the kitchen and encourage children to check-off each activity as they complete it. For weekly reminders, print out a new checklist! (pg. 6)
- Have fun searching out words with the **Timon and Pumbaa's "R" Words** worksheet. (pg. 7)

Answers on page 12



DO YOUR PART! BE SAFETY SMART®! • VISIT WWW.ULSAFETYSMART.COM



- Challenge the children to a race – who can finish the **Maze Craze** worksheet first? (pg. 8)

Answers on page 13

- Have a family **Sing-Along** with Timon and Pumbaa! On the DVD scene selection menu, choose the “Sing-Along” option.

Lyrics can be found on page 9

- Spend some “smart” time preparing for the next time you recycle any of your trash – have your children help you sort the items that can be recycled (e.g., newspaper, aluminum cans, plastic bottles, etc.), and also use the time to review the **Safety Smart® Goes Green Checklist!**
- Whenever you want to remind yourselves about the “Three R’s,” sing the **Safety Smart® Goes Green Jingle:**

Reduce, reuse, recycle!
My friends, it is all up to you.
Refill, renew, remember,
There’s so much that people can do!
Just listen to the rhumba and like Timon and Pumbaa,
Go green, go green, go green!

- Award your children with their very own **Safety Smart® Certificate**. Encourage them to hang it up so everyone can see that they are always Safety Smart®! (pg. 10)

You can help empower your children to make smart decisions at home, school, and throughout their communities by logging on to the www.ulsafetysmart.com website. Designed from a child’s point of view, this e-community site is full of interactive games, the latest in educational safety resources, and global news.

Being Safety Smart® Goes Green Was Never So Much Fun!




DO YOUR PART! BE SAFETY SMART®! • VISIT WWW.ULSAFETYSMART.COM



with Timon and Pumbaa:
SAFETY SMART
Goes Green!

Name: _____

COLORING PAGE






Name: _____

IS IT SAFETY SMART®?

What is happening in each picture? Circle "Yes" if the picture is Safety Smart®, and circle "No" if the picture is not Safety Smart®. Then use the lines to write a sentence about what is happening in each picture.



Safety Smart®? YES ☒ NO



Safety Smart®? YES NO



Safety Smart®? YES NO




Safety Smart®? YES NO



Safety Smart®? YES NO



Safety Smart®? YES NO



with Timon and Pumbaa:
SAFETY SMART®
Goes Green!

Name: _____

TAKE-HOME ACTIVITY

TIMON AND PUMBAA'S SAFETY SMART® CHECKLIST

What have you learned about being Safety Smart®? Check the rules that you will follow at home. Complete this checklist to get your certificate!

Do I make sure that I...?	YES
Recycle plastic water bottles?	
Keep trash out of storm drains?	
Use only the water that I need?	
Take short showers?	
Turn off the faucet while brushing my teeth?	
Use CFLs instead of regular light bulbs?	
Save fuel by walking, riding a bike, or carpooling?	
Reuse things instead of throwing them out?	
Donate old clothes and toys?	
Reduce waste by using a refillable water bottle?	
Reduce waste by using a reusable shopping bag?	



Name: _____

TIMON AND PUMBAA'S "R" WORDS

Timon and Pumbaa learned seven "R" words that can help save the environment. Fill in the blanks using the "R" words in the box. Use each word only once.

responsibility	realize	recycle
resource	reduce	reuse
refillable		



1. Use a _____ water bottle.
2. Donate old items so others can _____ them.
3. Helping the environment is our _____.
4. We need to _____ how to help the environment.
5. You can _____ plastic bottles into useful things.
6. Water is a natural _____ that we have to conserve.
7. We should _____ the amount of trash we throw out.



with Timon and Pumbaa:
SAFETY SMART
Goes Green!


Name: _____

MAZE CRAZE

Help Timon and Pumbaa get to their favorite vacation spot!



FINISH!



START



Name: _____

SING-ALONG WITH TIMON AND PUMBAA

REDUCE, HEY, REUSE, HO, RECYCLE, RECYCLE!

MY FRIENDS, IT IS ALL UP TO YOU –

IT'S UP TO YOU!

REFILL, YES, RENEW, NICE, REMEMBER, REMEMBER,

THERE'S SO MUCH THAT PEOPLE CAN DO!

THAT'S SAFETY SMART.

REPLACE, HEY, REFRESH, HO, REPLENISH!

ONE MORE TIME!

BE PART OF THE HAPPENING SCENE.

JUST LISTEN TO THE RHUMBA AND LIKE TIMON AND PUMBAA,

GO GREEN, GO GREEN, GO GREEN.

ALL YOU WILD 'BOUT SAFETY FOLKS, LET'S MAKE LIFE SWEET, YEAH!

LET'S TURN OFF THE LIGHTS AND WHAT A WORLD WE'LL SEE.

'STEAD OF DRIVING, USE YOUR PAWS OR LEGS OR FEET. YEAH!

AND I'M TELLING YOU WE'LL SAVE SOME ENERGY.

REDUCE, HEY, REUSE, OOO, RECYCLE, RECYCLE!

COME JOIN IN THE HULLABALOO. I'M TALKIN' TO YOU!

REFILL, YES, RENEW, WHEE, REMEMBER. I GOT IT!

IT JUST TAKES A MOMENT OR TWO. NOT LONG AT ALL.

REPLACE, HEY, REFRESH, HO, REPLENISH! YOU KNOW IT.

JUST TRY IT AND SEE WHAT WE MEAN. LET'S HAVE SOME FUN!

REDUCE, REFRESH, REFILL, RENEW, REPLACE, RECYCLE, RETURN,
REVIEW!

REUSE, REMIND, HAVE FUN! BE KIND!

GO GREEN (LA LA LA LA LA LA), GREEN (CHA CHA CHA CHA CHA
CHA), GREEN!

NOW THAT'S WHAT I CALL BEING GREEN!



Disney's
WILD ABOUT SAFETY®

TIMON AND PUMBAA



SAFETY SMART®

CERTIFICATE OF COMPLETION

Awarded To:

Safety Smart® Goes Green!

DATE: _____




IS IT SAFETY SMART®? ANSWER KEY



Safety Smart®? YES ☒ NO

The plastic bottle should be in the trash.



Safety Smart®? YES ☒ NO

The bottle and trash should not be in the water.



Safety Smart®? ☒ YES NO

The girl is riding a bicycle instead of riding in a car.



Safety Smart®? ☒ YES NO

The bottle is refillable.



Safety Smart®? ☒ YES NO

Timon is cleaning up the trash.



Safety Smart®? ☒ YES NO

Timon is recycling the bottles.



TIMON AND PUMBAA'S "R" WORDS ANSWER KEY

responsibility	realize	recycle
resource	reduce	reuse
refillable		

1. Use a _____ refillable _____ water bottle.
2. Donate old items so others can _____ reuse _____ them.
3. Helping the environment is our _____ responsibility _____.
4. We need to _____ realize _____ how to help the environment.
5. You can _____ recycle _____ plastic bottles into useful things.
6. Water is a natural _____ resource _____ that we have to conserve.
7. We should _____ reduce _____ the amount of trash we throw out.




with Timon and Pumbaa:
SAFETY SMART
Goes Green!

MAZE CRAZE ANSWER KEY



FINISH!



START