



with Timon and Pumbaa: **SAFETY SMART®** At Home!

Safety Smart® is an initiative aimed at improving the awareness and understanding of children ages 4-14 in safety and in managing themselves and their surroundings as safely as possible—by conscious action, not chance. Toward that end, UL produces multimedia public service announcements; arranges for Safety Smart Ambassador visits for children to learn from professional safety experts; hosts field trips to its laboratories, where students see safety engineers at work and participate in their own hands-on safety experiments; regularly advocates on emerging safety issues, especially regarding products that may pose a risk to consumers; and supports the development of its youth safety education programs. Through its efforts, Safety Smart cultivates awareness, provides opportunities for children to learn and practice safe, healthy, and environmentally friendly behaviors, and helps children learn to make more informed choices today and in the future.

Do your part! Be **Safety Smart®!**



Dear Parents:

What does it mean to be safe at home? Why is it important to be aware of your surroundings? Why should you create and practice a home escape plan?

As a parent, you do your best to give your children as many advantages as possible. Right now, you can do one simple thing to give your children an advantage for life: teach them the importance of being safe at home!

The **Safety Smart® At Home!** DVD shares vital tips, advice, and engaging activities. Spend some time with your children working on the fun take-home sheets. Together, you can help kids learn about being Safety Smart®!

Look what you can learn together:

- How to avoid electrical shock and fires by making sure electrical cords don't run underneath rugs; electrical outlets aren't overloaded; heaters are kept away from flammable items; and lamps aren't covered.
- How to stay safe in the kitchen by cooking with a trusted adult.
- What to do whenever you smell smoke or hear a smoke alarm.
- And much more!

You may have the opportunity to share safety messages from the **Safety Smart® About Fire!** DVD with a group of children. For guidance, see the Safety Smart Ambassador's Guide located on the DVD. To access it:

1. Insert the DVD into your computer's DVD-ROM drive.
2. Macintosh users, double-click the DVD icon on your desktop.
3. PC users, right-click on the DVD icon and select **Open**.
4. Open the **ROM** folder.
5. Click on the **Index.html** file.
6. Click on the **Safety Ambassador's Guide**.

DO YOUR PART! BE SAFETY SMART®! • VISIT WWW.ULSAFETYSMART.COM



Activities are translated into:

Arabic	French	Japanese	Portuguese (Brazil)	Tamil
Bulgarian	German	Kannada	Portuguese (Portugal)	Telugu
Czech	Greek	Korean	Romanian	Turkish
Danish	Hebrew	Mandarin	Russian	Ukrainian
Dutch	Hindi	Marathi	Spanish (Castilian)	Vietnamese
English	Hungarian	Norwegian	Spanish (Latin American)	
Finnish	Italian	Polish	Swedish	

If children are learning another language, you may want to encourage them to complete the activities in this guide in the language they are studying.

TRY THIS AT HOME!

The Safety Smart® At Home! DVD puts educational family fun right at your fingertips. Use the provided worksheets and the suggested activities to get your whole family thinking about safety at home!

- Get the crayons for the **Coloring Page** and let your little one use color to help reinforce the importance of practicing safety in the home! (pg. 4)
- Get the pencils sharpened and ready for the **Timon and Pumbaa's At Home Safety Tips** and **Safety Smart® Words and Rules** worksheets. (pgs. 5, 6)

Answers on pages **13, 14**

- Help children recall the lessons they learned on the DVD by deciding what's going on in each picture with the **Is It Safety Smart®?** worksheet. (pg. 7)

Answers on page **15**

- Hang **Timon and Pumbaa's Safety Smart® Checklist** in the kitchen and encourage children to check-off each activity as they complete it. For weekly reminders, print out a new checklist! (pg. 8)
- Have fun working together to **Describe a Picture**. (pg. 9)
- Challenge the children to a race – who can finish the **Maze Craze** worksheet first? (pg. 10)

Answers on page **16**

- Have a family Sing-Along with Timon and Pumbaa. On the DVD selection menu, choose the "Sing-Along" option.

Lyrics can be found on page 11

- Spend some "smart" time together making a home escape plan. Once you have created the plan, spend some time practicing how to escape in the event of an emergency.

DO YOUR PART! BE SAFETY SMART®! • VISIT WWW.ULSAFETYSMART.COM



- Whenever you decide to practice the **Safety Smart® At Home!** lessons from the DVD, start by singing the **Safety Smart® At Home Jingle:**

*Cords underneath the rug are what you've got?
You better get them out before they get too hot!
A Safety Smart® family would understand,
An escape plan is a thing you gotta have on-hand!
Get a smoke alarm and keep your stairways clutter-free!
Safety Smart®? YESSIREE!*

- Award your children with their very own **Safety Smart® Certificate**. Encourage them to hang it up so everyone can see that they are now Safety Smart® At Home! (pg. 12)

You can help empower your children to make smart decisions at home, school, and throughout their communities by logging on to the www.ulsafetysmart.com website. Designed from a child's point of view, this e-community is full of interactive games, the latest in educational safety resources, and global safety news.

Being Safety Smart® At Home Was Never So Much Fun!



DO YOUR PART! BE SAFETY SMART®! • VISIT WWW.ULSAFETYSMART.COM



with Timon and Pumbaa:
SAFETY SMART
At Home!

Name: _____

COLORING PAGE





Name: _____

TIMON AND PUMBAA'S AT HOME SAFETY TIPS

Timon and Pumbaa know what it means to be safe at home. Circle the best answers.

1. The most important thing about a home is that it should be _____.
 - a. comfortable
 - b. fun
 - c. safe
 - d. warm
2. What does it mean to be "safe" at home?
 - a. Practicing being Safety Smart®
 - b. Paying attention to our surroundings
 - c. Keeping the stairs free of clutter
 - d. All of the above
3. What should you do to prepare in case of an emergency?
 - a. Create an escape plan
 - b. Know your name, address, and phone number
 - c. Know to dial 9-1-1 (or the emergency number in your country)
 - d. All of the above
4. Finish the sentence: Only one ____ per outlet.
 - a. cook
 - b. dial
 - c. lamp
 - d. plug
5. Finish the sentence: Three ____ from the heat!
 - a. centimeters
 - b. feet
 - c. inches
 - d. millimeters





Name: _____

SAFETY SMART® WORDS AND RULES

Find and circle all of the home safety words. Use the words under the puzzle to complete each rule.

l e m p t f r a y e d
c f r a y e b l a m a
o l o p g e n e r g l
o a c l u t t e r p a
k m r u s g e n a l r
y p u p c f e e y u m
a s c s o o h r u g s
i g n p o b o g d t p
d i a l l t a y i t m
e d m f r a m n a m a
c l e s c a p e t t c

Safety Words

rugs alarms feet frayed clutter plug name cook energy dial escape lamps

Safety Rules

1. Be _____ smart.
2. Install smoke _____.
3. Never _____ without adults.
4. Only one _____ per outlet.
5. Never use _____ cords.
6. Know your _____, address, and phone number.
7. Don't put cords under _____.
8. Make a(n) _____ plan.
9. Clean up _____.
10. _____ 9-1-1 in emergencies.
11. Three _____ from the heat!
12. Don't cover _____ or other appliances with anything.



Name: _____

IS IT SAFETY SMART®?


Do you practice being safe at home? What is happening in each picture? Circle "Yes" if the picture is Safety Smart®, and circle "No" if the picture is not Safety Smart®. Then use the lines to write a sentence about what is happening in each picture.



Safety Smart®? YES ☒ NO



Safety Smart®? YES NO



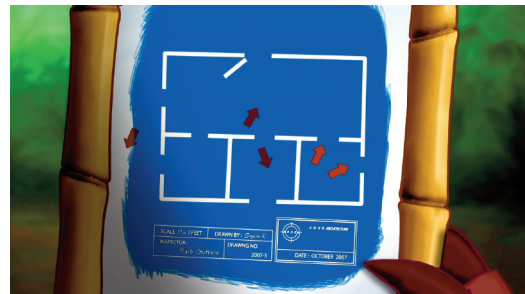
Safety Smart®? YES NO



Safety Smart®? YES NO



Safety Smart®? YES NO



Safety Smart®? YES NO



with Timon and Pumbaa:
SAFETY SMART®
At Home!

Name: _____

TAKE-HOME ACTIVITY

TIMON AND PUMBAA'S SAFETY SMART® CHECKLIST

What have you learned about being Safety Smart® at home?
Place a check next to the Safety Smart® rules that you follow at home.
Complete this checklist to get your Safety Smart® Certificate!

Do I make sure that I...?	YES
Do not use frayed electrical cords?	
Do not plug too many electrical cords into one outlet?	
Cook only with adult supervision?	
Keep electric heaters at least three feet from objects?	
Never cover lamps or other appliances?	
Have an escape plan?	
Know my name, address, and phone number?	
Know how to call 9-1-1 in an emergency?	



with Timon and Pumbaa:
SAFETY SMART
At Home!

Name: _____

TAKE-HOME ACTIVITY: **DESCRIBE A PICTURE**

Directions

1. Ask your child to tell you about this picture.
2. Together, write your child's description on the lines below the picture.
3. Read your child's description together.

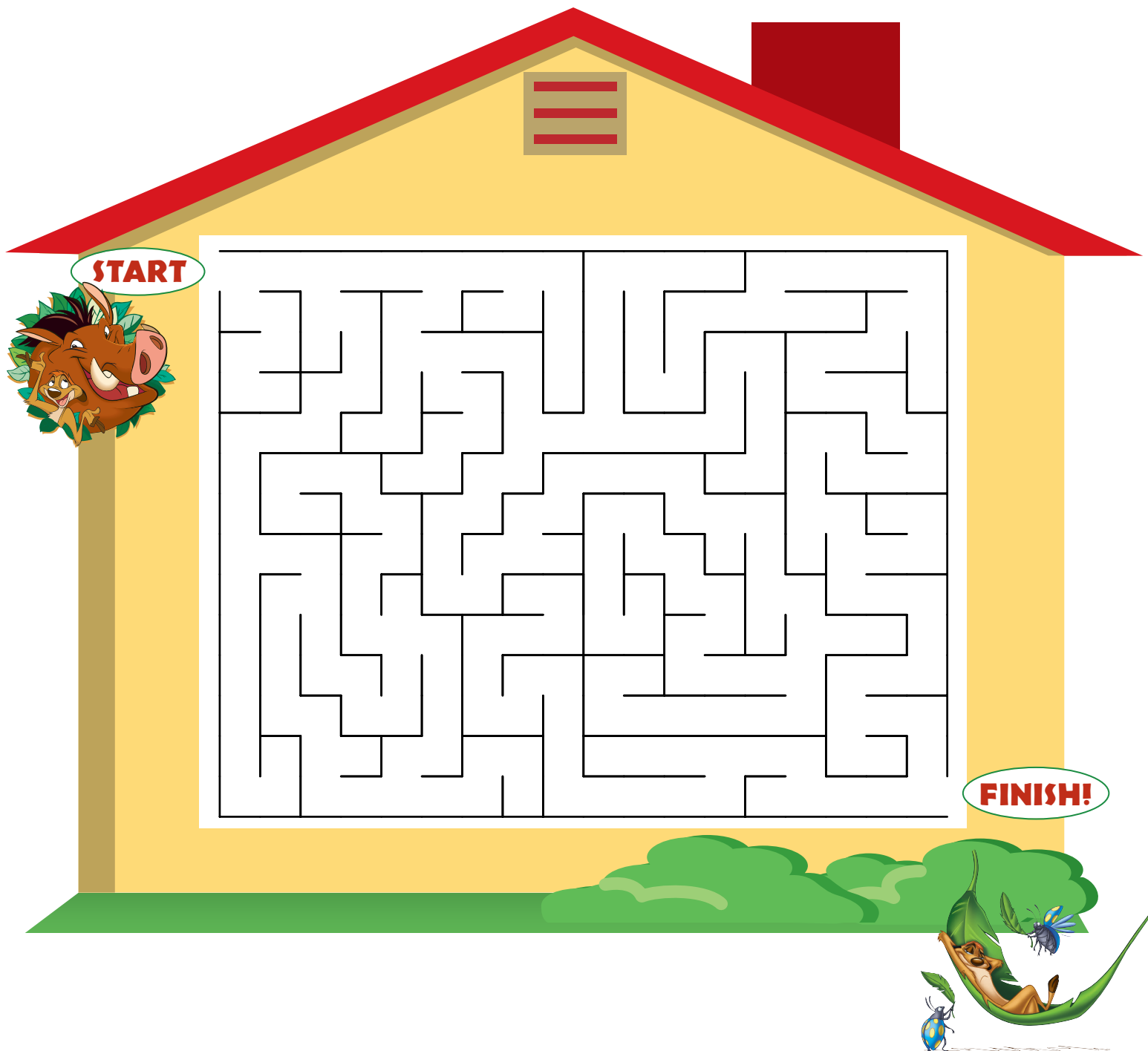




Name: _____

MAZE CRAZE

Help Timon and Pumbaa be safe at home!





SING-ALONG WITH TIMON AND PUMBAA

SAFETY SMART®! THAT'S ME AND YOU NOW!
SAFETY SMART! SO MUCH TO DO NOW!
WE'LL PUT OUR HEADS TOGETHER
AND HAVE A QUICK REVIEW NOW,
AND THEN WE'LL BE SAFETY SMART.
CORDS UNDERNEATH THE RUG ARE WHAT YOU'VE GOT?
YOU BETTER GET THEM OUT OF THERE BEFORE THEY
GET TOO "HOT"...
AND IF A CORD IS FRAYED ON A LAMP OR CLOCK?
HAVE A GROWN-UP THROW IT OUT 'CAUSE IT CAN
SPARK AND SHOCK!
IF YOU'RE WILD ABOUT SAFETY LIKE TIMON AND ME,
NO MORE THAN TWO PLUGS IS YOUR PHILOSOPHY,
AND A SAFETY SMART FAMILY WOULD UNDERSTAND
AN ESCAPE PLAN IS A THING YOU GOTTA HAVE ON-
HAND.
A HEATER BY THE BEDSIDE? NO, NO, NO!
THINK ABOUT OUR FAVORITE SONG,
RIGHTY OH-OH-OH!
THREE FEET FROM THE HEAT, HEY! THREE FEET FROM
THE HEAT, HO!
HEY, HO, HEY, HO !
HOW ABOUT ANOTHER CHORUS BEFORE WE GO?
SAFETY SMART! THAT'S WHAT WE'LL BE NOW!
SAFETY SMART! YES, YESSIREE NOW!
ANOTHER THING TO THINK ABOUT...
OR TWO OR THREE...

GET A SMOKE ALARM AND KEEP YOUR STAIRWAYS
CLUTTER-FREE!
KNOW YOUR NAME, ADDRESS, AND PHONE!
AND LIKE TIMON AND ME, YOU'RE GONNA GET SAFETY
SMART! OH YEAH!
YOU GOTTA GET SAFETY SMART! REAL SMART!
YOU GOTTA GET SAFETY, GOTTA GET SAFETY, GOTTA
GET SAFETY SMART!
OH YEAH!



Disney's
WILD ABOUT SAFETY®

TIMON AND PUMBAA



SAFETY SMART®

CERTIFICATE OF COMPLETION

Awarded To:

Safety Smart® At Home!

DATE: _____



TIMON AND PUMBAA'S AT HOME SAFETY TIPS ANSWER KEY

Timon and Pumbaa know what it means to be safe at home. Circle the best answers.

1. The most important thing about a home is that it should be _____.

c. safe

2. What does it mean to be "safe" at home?

d. All of the above

3. What should you do to prepare in case of an emergency?

d. All of the above

4. Finish the sentence: Only one _____ per outlet.

d. plug

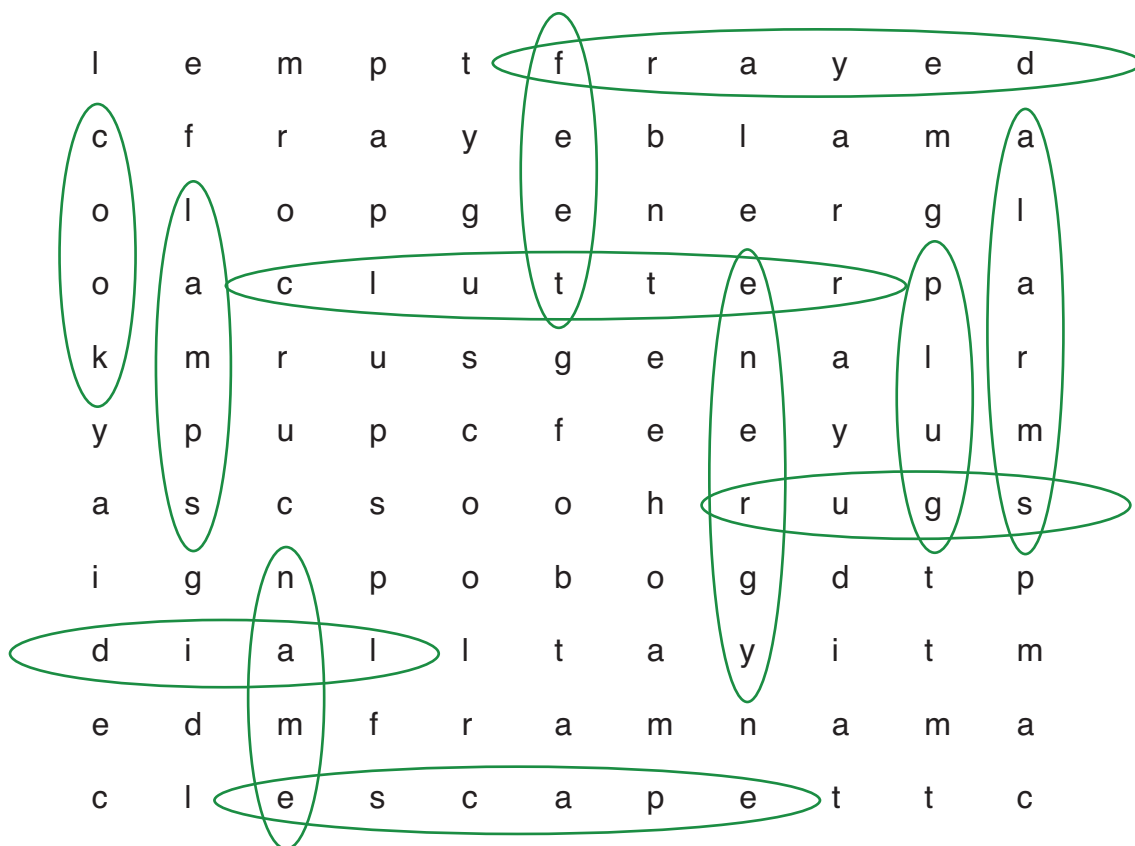
5. Finish the sentence: Three _____ from the heat!

b. feet



SAFETY SMART WORDS AND RULES

ANSWER KEY



Safety Words

rugs alarms feet frayed clutter plug name cook energy dial escape lamps

Safety Rules

1. Be energy smart.
2. Install smoke alarms.
3. Never cook without adults.
4. Only one plug per outlet.
5. Never use frayed cords.
6. Know your name, address, and phone number.
7. Don't put cords under rugs.
8. Make a(n) escape plan.
9. Clean up clutter.
10. Dial 9-1-1 in emergencies.
11. Three feet from the heat!
12. Don't cover lamps or other appliances with anything.



IS IT SAFETY SMART®? ANSWER KEY




Safety Smart®? YES ☒ NO

The cord is under the rug.



Safety Smart®? YES ☒ NO

The stairway is cluttered.



Safety Smart®? YES ☒ NO

There are too many plugs in the outlets.



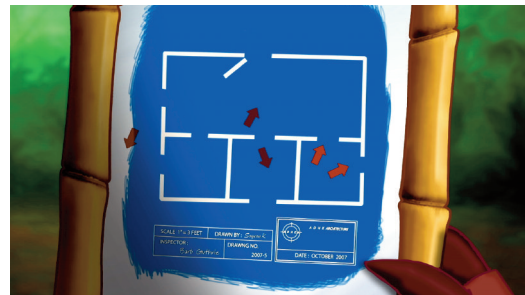
Safety Smart®? YES ☒ NO

The heater is three feet away from the bed.



Safety Smart®? YES ☒ NO

Never put anything on top of a lamp or something hot.



Safety Smart®? YES ☒ NO

Always have an escape plan.



with Timon and Pumbaa:
SAFETY SMART
At Home!

MAZE CRAZE ANSWER KEY

