



# with Timon and Pumbaa: **SAFETY SMART®** *About Fire!*

**Safety Smart®** is an initiative aimed at improving the awareness and understanding of children ages 4-14 in safety and in managing themselves and their surroundings as safely as possible—by conscious action, not chance. Toward that end, UL produces multimedia public service announcements; arranges for Safety Smart Ambassador visits for children to learn from professional safety experts; hosts field trips to its laboratories, where students see safety engineers at work and participate in their own hands-on safety experiments; regularly advocates on emerging safety issues, especially regarding products that may pose a risk to consumers; and supports the development of its youth safety education programs. Through its efforts, Safety Smart cultivates awareness, provides opportunities for children to learn and practice safe, healthy, and environmentally friendly behaviors, and helps children learn to make more informed choices today and in the future.

Do your part! Be **Safety Smart®**!



Dear Parents:

What does it mean to develop a fire escape plan? How often should batteries be changed in a smoke alarm? What should you do if you notice smoke in a room? Why is it important to practice preventative measures such as not playing with matches and lighters?

As a parent, you do your best to give your children as many advantages as possible. Right now, you can do one simple thing to give your children an advantage for life: teach them the importance of being safe about fire!

The **Safety Smart® About Fire!** DVD shares vital tips, advice, and engaging activities. Spend some time with your children working on the fun take-home sheets. Together, you can help kids learn about being Safety Smart® about fire!

*Look what you can learn together:*

- How to make a home fire escape plan
- The fire triangle and the three things fire needs to burn
- The importance of smoke alarms, sprinklers, and fire extinguishers as life-saving devices
- How water can be used to remove heat and put out a fire
- And much more!

You may have the opportunity to share safety messages from the **Safety Smart® About Fire!** DVD with a group of children. For guidance, see the Safety Ambassador's Guide located on the DVD. To access it:

1. Insert the DVD into your computer's DVD-ROM drive.
2. Macintosh users, double-click the DVD icon on your desktop.
3. PC users, right-click on the DVD icon and select **Open**.
4. Open the **ROM** folder.
5. Click on the **Index.html** file.
6. Click on the **Safety Ambassador's Guide**.

**DO YOUR PART! BE SAFETY SMART®! • VISIT [WWW.ULSAFETYSMART.COM](http://WWW.ULSAFETYSMART.COM)**



Activities are translated into:

Arabic	French	Japanese	Portuguese (Brazil)	Tamil
Bulgarian	German	Kannada	Portuguese (Portugal)	Telugu
Czech	Greek	Korean	Romanian	Turkish
Danish	Hebrew	Mandarin	Russian	Ukrainian
Dutch	Hindi	Marathi	Spanish (Castilian)	Vietnamese
English	Hungarian	Norwegian	Spanish (Latin American)	
Finnish	Italian	Polish	Swedish	

If children are learning another language, you may want to encourage them to complete the activities in this guide in the language they are studying.

## TRY THIS AT HOME!

The **Safety Smart® About Fire!** DVD puts educational family fun right at your fingertips. Use the provided worksheets and the suggested activities to get your whole family thinking about fire safety!

- Get the crayons for the **Coloring Page** and let your little one use color to help reinforce the importance of practicing fire safety! (pg. 4)
- Get the pencils sharpened and ready for **Timon and Pumbaa's Fire Safety Tips** and **Fire!** worksheets (pgs. 5, 6)

**Answers** on pages **13, 14**

- Help children recall the lessons they learned on the DVD by deciding what's going on in each picture with the **Is It Safety Smart®?** worksheet. (pg. 7)

**Answers** on page **15**

- Hang **Timon and Pumbaa's Safety Smart® Checklist** in the kitchen and encourage children to check-off each activity as they complete it. For weekly reminders, print out a new checklist! (pg. 8)
- Have fun searching out words with the **Fire Safety Words** worksheet. (pg. 9)

**Answers** on page **16**

- Challenge the children to a race – who can finish the **Maze Craze** worksheet first? (pg. 10)

**Answers** on page **17**

- Have a family Sing-Along with Timon and Pumbaa. On the DVD scene selection menu, choose the "Sing-Along" option.

**Lyrics can be found on page 11.**

**DO YOUR PART! BE SAFETY SMART®! • VISIT [WWW.ULSAFETYSMART.COM](http://WWW.ULSAFETYSMART.COM)**



- Spend some “smart” time reviewing fire safety – have your children help you review the **Safety Smart Checklist** and help you remember how to prevent fires and how to stay safe in the event of a fire! You might also want to practice your fire escape plan together.
- Whenever you discuss fire safety together, start by singing the **Safety Smart® About Fire Jingle**:

*Get down, get out, stay out!  
Get down, get out, stay out!  
Smoke up there,  
Get down, take care!  
Get down, get out, stay out!*

- Award your children with their very own **Safety Smart® Certificate**. Encourage them to hang it up so everyone can see that they are now Safety Smart® About Fire! (pg. 12)

You can help empower your children to make smart decisions at home, school, and throughout their communities by logging on to the [www.ulsafetysmart.com](http://www.ulsafetysmart.com) website. Designed from a child’s point of view, this e-community is full of interactive games, the latest in educational safety resources, and global safety news.

**Being Safety Smart® About Fire Was Never So Much Fun!**



**DO YOUR PART! BE SAFETY SMART®! • VISIT [WWW.ULSAFETYSMART.COM](http://WWW.ULSAFETYSMART.COM)**



with Timon and Pumbaa:  
**SAFETY SMART**  
About Fire!

Name: \_\_\_\_\_

## FIRE SAFETY COLORING PAGE





with Timon and Pumbaa:  
**SAFETY SMART**  
About Fire!

Name: \_\_\_\_\_

## TIMON AND PUMBAA'S FIRE SAFETY TIPS

Timon and Pumbaa learned a lot about fire safety. Fill in the blanks using the words in the box. Use each word only once.

alarm

down

knees

matches

water

plan



1. Check the batteries in your smoke \_\_\_\_\_ weekly.
2. If you see smoke, get \_\_\_\_\_ and get out.
3. Everyone can make a home fire escape \_\_\_\_\_.
4. \_\_\_\_\_ can remove heat from a fire.
5. If you see smoke, crawl on your hands and \_\_\_\_\_ to escape the fire.
6. Never play with \_\_\_\_\_.





Name: \_\_\_\_\_

# FIRE!

In the United States, the fire emergency number is **9-1-1**. Use the map to help you find out the emergency numbers in other countries. Write each country's emergency number in the table below.

COUNTRY	EMERGENCY NUMBER
Argentina	
Brazil	
Canada	
Denmark	
Germany	
Japan	
Middle East	
Netherlands	
New Zealand	
Singapore	
Sweden	
United States	
Vietnam	

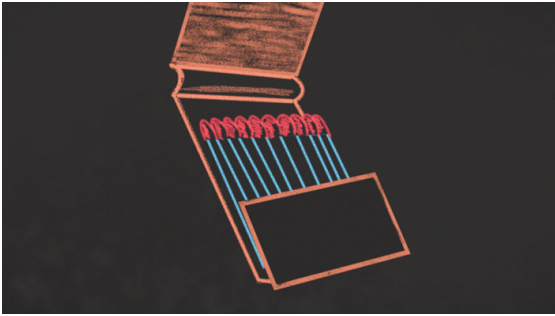




Name: \_\_\_\_\_

## IS IT SAFETY SMART®?

Can you spot fire safety? What is happening in each picture? Circle "Yes" if the picture is Safety Smart®, and circle "No" if the picture is not Safety Smart®. Then use the lines to write a sentence about what is happening in each picture.



Safety Smart®? YES ☒ NO

\_\_\_\_\_

\_\_\_\_\_



Safety Smart®? YES ☐ NO ☐

\_\_\_\_\_

\_\_\_\_\_



Safety Smart®? YES ☐ NO ☐

\_\_\_\_\_

\_\_\_\_\_



Safety Smart®? YES ☐ NO ☐

\_\_\_\_\_

\_\_\_\_\_



Safety Smart®? YES ☐ NO ☐

\_\_\_\_\_

\_\_\_\_\_



Safety Smart®? YES ☐ NO ☐

\_\_\_\_\_

\_\_\_\_\_



with Timon and Pumbaa:  
**SAFETY SMART®**  
About Fire!

Name: \_\_\_\_\_

## TAKE-HOME ACTIVITY

### TIMON AND PUMBAA'S SAFETY SMART® CHECKLIST

What have you learned about being Safety Smart® about fire? Check off what you will do at home. Complete this checklist to earn your certificate!

Do I make sure that I...?	YES
Have my family help me make a home fire escape plan?	
Know two ways out of every room in my home?	
Hang my home fire escape plan where my family can see it?	
Practice my home fire escape plan?	
Ask my family to change the smoke alarm batteries twice a year?	
Know when, how, and why it is important to feel if a door is hot?	
Know that smoke is poison?	
Know that smoke fills a room from the top down?	
Know when I need to get down and get out in case of a fire?	
Know that fire needs oxygen, fuel, and heat?	
Know how to call 9-1-1 in case of an emergency?	
Do not play with matches or lighters?	





Name: \_\_\_\_\_

## FIRE SAFETY WORDS

Find and circle all the fire safety words.

F	I	R	E	D	R	I	L	L	T	R	I
S	N	G	X	G	E	B	O	U	B	L	M
M	E	E	T	I	N	G	P	L	A	C	E
O	T	R	I	A	B	G	L	E	T	P	E
K	P	D	N	B	A	T	T	E	T	L	T
E	L	O	G	E	T	O	U	T	E	A	I
A	A	W	U	B	T	P	L	R	R	N	L
L	T	N	I	A	E	L	A	I	Y	P	G
A	T	R	S	T	G	E	T	D	O	W	N
R	B	A	H	T	Y	P	L	A	Y	B	A
M	G	E	E	O	U	T	A	N	T	R	I
P	L	T	R	I	A	N	G	L	E	B	A

BATTERY

GET DOWN

PLAN

EXTINGUISHER

GET OUT

SMOKE ALARM

FIRE DRILL

MEETING PLACE

TRIANGLE



with Timon and Pumbaa:  
**SAFETY SMART**  
About Fire!


Name: \_\_\_\_\_

## MAZE CRAZE

Help Timon and Pumbaa get to their family meeting place!



**START**



**FINISH!**





## SING-ALONG WITH TIMON AND PUMBAA

FIRE SAFETY, FIRE SAFETY! SHOW THE WORLD WHAT SMARTS YOU'VE GOT.  
FIRE SAFETY, FIRE SAFETY! I'M TELLING YOU THE TOPIC IS HOT, HOT, HOT! YEAH!

FIRE SAFETY, FIRE SAFETY! LET'S REVIEW THE THINGS WE KNOW.  
FIRE SAFETY, FIRE SAFETY! ON YOUR MARK, GET READY, GET SET, LET'S GO!

WHEN YOU FACE THAT COMBINATION OF OXYGEN, HEAT, AND FUEL,  
USE YOUR SAFETY SMARTS MY FRIEND AND FOLLOW EACH AND EVERY RULE. THAT'S  
COOL! YEAH!

FIRE SAFETY, FIRE SAFETY! LET'S REVIEW THE THINGS WE'VE LEARNED!  
FIRE SAFETY, FIRE SAFETY! KNOW YOUR FIRE SAFETY AND YOU WON'T GET BURNED.

A FIRE NEEDS A SPARK TO START A FLAME, SO NEVER PLAY WITH MATCHES -  
THEY'RE NOT A GAME!

GOT A FIRE EXTINGUISHER? YES-SIR-REE.  
HOW ABOUT A SMOKE ALARM OR TWO OR THREE?

SMOKE FILLS UP A ROOM? A PLAN WILL SHOW THE WAY OUT.  
THEN GET DOWN, GET OUT, AND STAY OUT.

WHEN YOU'RE SAFE OUTSIDE, CALL 9-1-1.  
ONE MORE CHORUS AND THEN WE'RE DONE. YEAH!

FIRE SAFETY, FIRE SAFETY! OH WHAT SAFETY SMARTS WE'VE GOT!  
FIRE SAFETY, FIRE SAFETY! I'M TELLING YOU THE TOPIC IS HOT, HOT,  
HOT! YOW!

FIRE SAFETY, FIRE SAFETY! LOOK HOW SAFETY SMART WE'VE TURNED!  
FIRE SAFETY, FIRE SAFETY! KNOW YOUR FIRE SAFETY AND YOU WON'T  
GET BURNED!

KNOW YOUR FIRE SAFETY AND YOU WON'T GET BURNED!  
KNOW YOUR FIRE SAFETY AND YOU WON'T GET BURNED!

NOW THAT'S WHAT I CALL SAFETY SMART! YEAH!



Disney's  
**WILD ABOUT SAFETY®**

**TIMON AND PUMBAA**



**SAFETY SMART®**

**CERTIFICATE OF COMPLETION**

Awarded To:

---

*Safety Smart® About Fire!*

DATE: \_\_\_\_\_





## TIMON AND PUMBAA'S FIRE SAFETY TIPS ANSWER KEY

alarm	down	knees
matches	water	plan

1. Check the batteries in your smoke \_\_\_\_\_ alarm \_\_\_\_\_ weekly.
2. If you see smoke, get \_\_\_\_\_ down \_\_\_\_\_ and get out.
3. Everyone can make a home fire escape \_\_\_\_\_ plan \_\_\_\_\_.
4. \_\_\_\_\_ Water \_\_\_\_\_ can remove heat from a fire.
5. If you see smoke, crawl on your hands and \_\_\_\_\_ knees \_\_\_\_\_ to escape the fire.
6. Never play with \_\_\_\_\_ matches \_\_\_\_\_.



with Timon and Pumbaa:  
**SAFETY SMART**  
About Fire!


## **FIRE!** **ANSWER KEY**

COUNTRY	EMERGENCY NUMBER
Argentina	100
Brazil	193
Canada	911
Denmark	112
Germany	112
Japan	119
Middle East	999
Netherlands	112
New Zealand	111
Singapore	995
Sweden	112
United States	911
Vietnam	114





## IS IT SAFETY SMART®? ANSWER KEY



Safety Smart®? YES ☒ NO

It is not safe to play with matches.



Safety Smart®? YES ☒ NO

The fire alarm needs new batteries.



Safety Smart®? ☒ YES NO

He is changing the battery in the smoke alarm.



Safety Smart®? YES ☒ NO

Do not stop to pick up belongings during a fire.



Safety Smart®? ☒ YES NO

Get down, get out, stay out!



Safety Smart®? ☒ YES NO

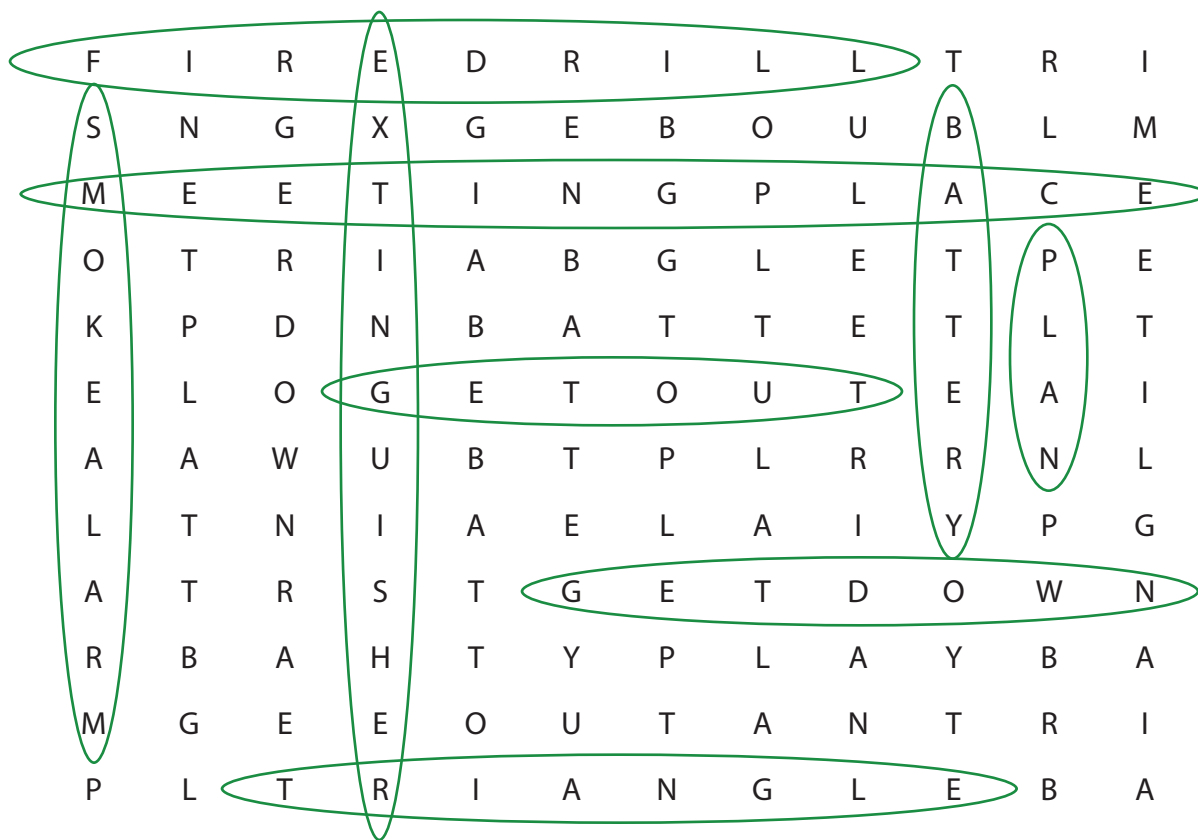
Create an escape plan.



with Timon and Pumbaa:  
**SAFETY SMART**  
About Fire!

## FIRE SAFETY WORD SEARCH

### ANSWER KEY



BATTERY

GET DOWN

PLAN

EXTINGUISHER

GET OUT

SMOKE ALARM

FIRE DRILL

MEETING PLACE

TRIANGLE






## MAZE CRAZE ANSWER KEY



**START**



**FINISH!**

