



with Timon and Pumbaa: **SAFETY SMART**[®] *About Fire!*

Safety Smart[®] is an initiative aimed at improving the awareness and understanding of children ages 4-14 in safety and in managing themselves and their surroundings as safely as possible—by conscious action, not chance. Toward that end, UL produces multimedia public service announcements; arranges for Safety Smart Ambassador visits for children to learn from professional safety experts; hosts field trips to its laboratories, where students see safety engineers at work and participate in their own hands-on safety experiments; regularly advocates on emerging safety issues, especially regarding products that may pose a risk to consumers; and supports the development of its youth safety education programs. Through its efforts, Safety Smart cultivates awareness, provides opportunities for children to learn and practice safe, healthy, and environmentally friendly behaviors, and helps children learn to make more informed choices today and in the future.

Do your part! Be **Safety Smart**[®]!



In an effort to help keep children safe and healthy around the world, Underwriters Laboratories and The Walt Disney Company have joined hands to create Safety Smart, a global program designed to encourage and empower children to practice safe, healthy, and environmentally responsible behavior.

As community, industry, and government leaders, parents and grandparents, individuals and good corporate citizens, we are all safety smart ambassadors responsible for helping our children make the right choices and decisions. Thank you for joining us in working for a safer world by sharing **Safety Smart**[®] **About Fire!** with children everywhere.

Safety Smart Ambassador

Learning about public health, safety, and environmental stewardship is easier and more fun than ever! As a Safety Smart Ambassador, you will be sharing reassuring, clear, and confidence-building messages to help children live a better life. Safety Smart engages and excites children in fun, creative, and interactive ways, and can be presented in the classroom, at camp, scouting or youth group meetings, and even at community events – basically anywhere children are gathered. Safety Smart Ambassadors help empower children to be safety advocates...safety scientists...safety smart.

Approach

The Safety Smart guiding principle is that unintentional injuries are avoidable and preventable through Safety Smart choices. Safety Smart focuses on the causes of injury and safeguarding against the injury. For example, the Safety Smart choice of not playing with matches will avoid the start of a fire; using hand rails will avoid a fall; washing your hands will avoid the spreading of germs; and wearing a life jacket will avoid drowning. By teaching these concepts, we begin to build a consciousness and a knowledge, which children draw upon to make better life-sustaining choices.

DO YOUR PART! BE SAFETY SMART[®]! • VISIT WWW.ULSAFETYSMART.COM



with Timon and Pumbaa:
SAFETY SMART
About Fire!

PROGRAM OUTLINE

Children ages 4 through 8 join Timon and Pumbaa as the two characters learn about fire safety. Students learn about the fire triangle, smoke alarms, fire escape plans, getting down and getting out, and the number to call in a fire emergency.

***ONLY HAVE ONE CLASS PERIOD AVAILABLE? OR LOOKING TO INTEGRATE THE WATER SAFETY MESSAGES INTO OTHER SUBJECT AREAS? TURN TO PAGE 7 OF THIS GUIDE FOR A SUGGESTED QUICK-START GUIDE.**

Duration	Activity	Details/Suggestions
2 minutes	Who am I?	Introduce yourself to the children and explain how you happen to be there (e.g., your child's class, scouting group, etc.). Let the children know how to address you (e.g., Miss Jill, Mr. Smith, etc.).
2 minutes	Why am I here?	To help the children learn about the importance of being Safety Smart in the event of a fire. Ask the children if they know Timon and Pumbaa from <i>The Lion King</i> , and would they like to learn how they practice fire safety?
8 minutes	What are we going to learn?	<p>Ask the children what they know about fire safety and how they can stay safe in the event of a fire. Here are some questions to get you started:</p> <ol style="list-style-type: none"> 1. What do you know about fire safety? 2. What is fire? <p>Answer: Fire is a result of substances combining and then burning, and fire is usually a bright light that gives off heat and smoke.</p> 3. What makes fire? <p>Answer: Fire occurs when heat, fuel, and oxygen combine with a spark. Sources of heat include stoves, ovens, fireplaces, or lamps; fuel is anything that burns, including paper, gasoline, or charcoal; and oxygen is what we breathe (it's in the air around us).</p> 4. What is a smoke alarm? <p>Answer: A smoke alarm is a fire-protection device that detects smoke and makes a loud noise to warn people that a fire might start (or has already started).</p> 5. Do you know what matches are? Do you think it is safe to play with matches? Why or why not?

DO YOUR PART! BE SAFETY SMART®! • VISIT WWW.ULSAFETYSMART.COM



with Timon and Pumbaa:
SAFETY SMART®
About Fire!

PROGRAM OUTLINE (CONTINUED)

Duration	Activity	Details/Suggestions
12 minutes	Safety Smart®: About Fire	Gather children together to watch Timon and Pumbaa share valuable, kid-friendly lessons for staying safe in the event of a fire.
12 minutes	What did you learn?	<p>Encourage discussion and participation by engaging the children about what they just learned. Here are some questions and activities to get started:</p> <ol style="list-style-type: none"> 1. What did you learn? 2. What did you find most interesting? 3. How can you keep yourself safe in the event of a fire? <p>Answers:</p> <ul style="list-style-type: none"> • The fire triangle shows the three things fire needs to burn: oxygen, fuel, and heat. • Matches and lighters can provide the initial spark to start a fire. • Smoke from a fire contains carbon monoxide, which is poison and can cause a person to choke. • Smoke alarms and sprinklers are life-saving devices. • Adults should test smoke alarms weekly and change their batteries twice a year. • Smoke is lighter than air and fills a room from the top down. • In the event of a fire, when there's smoke, they should get down, get out, and stay out. • Never play with matches. • Water can be used to remove heat and put out a fire. • In the event of a fire, get to their family meeting place and then call their local fire emergency number. <p>Learning Opportunity:</p> <p>It's important for children to understand that practicing fire safety behaviors on a regular basis will help them remember how to stay safe in the event of a real fire. To help demonstrate this concept (and to have lots of fun), engage the children in the following exercise:</p> <p>Ask students what "Get Down and Get Out" means. Make sure they understand that smoke from a fire is poison, and that smoke is lighter than air and fills a room from the top down. If a fire starts, they need to get down to the floor where the air is clear.</p>

DO YOUR PART! BE SAFETY SMART®! • VISIT WWW.ULSAFETYSMART.COM



with Timon and Pumbaa:
SAFETY SMART
About Fire!

PROGRAM OUTLINE (CONTINUED)

Duration	Activity	Details/Suggestions
12 minutes	What did you learn? (continued)	<p>Have students practice crawling on hands and knees to exit the room, while they sing the ditty Timon and Pumbaa sang in the program:</p> <p style="text-align: center;"><i>Get down, get out, stay out.</i> <i>Get down, get out, stay out.</i> <i>Smoke up there, get down, take care.</i> <i>Get down, get out, stay out.</i></p> <p>Ask students what the difference is between “Get Down and Get Out” and “Stop, Drop, and Roll.” Make sure they understand that you “Get Down and Get Out” to escape from a burning building, but you “Stop, Drop, and Roll” to put out a fire that is on you.</p>
10 minutes	Safety Smart Activities	<p>Activities can be completed as a group, individually, or as a game. To get started, here are a few ideas:</p> <p>Timon & Pumbaa’s Fire Safety Tips (page 8)</p> <p><i>Group:</i> arrange the children into pairs and have them work together to complete the worksheet. Once completed, review the answers together, encouraging children to explain correct answers.</p> <p>(Answers: page 20)</p> <p>Is It Safety Smart®? (page 9)</p> <p><i>Group:</i> have the children complete the worksheet individually or in pairs, and then project a blank worksheet on the wall. Ask children to describe what is happening in each picture and whether or not it is Safety Smart®.</p> <p>(Answers: page 21)</p> <p>Fire Safety Board Game (page 10)</p> <p><i>Group:</i> divide the students into pairs. Make copies of the game board and laminate them, if desired. Each pair will need a copy of the game board, two game pieces (such as math manipulatives), and a number cube. Directions for playing are on the game board.</p>

DO YOUR PART! BE SAFETY SMART®! • VISIT WWW.ULSAFETYSMART.COM



PROGRAM OUTLINE (CONTINUED)

Duration	Activity	Details/Suggestions
10 minutes	Safety Smart Activities (continued)	<p>Fire Safety Word Search (page 11)</p> <p><i>Individual:</i> project a copy of the worksheet onto a wall and review the meanings of the 9 words together. Then have the children complete the worksheets on their own. Once everyone has finished the worksheets, invite volunteers to help you locate the words in the Word Search and create sentences using the 9 words.</p> <p>(Answers: page 22)</p> <p>Fire! (page 12)</p> <p><i>Group:</i> divide students into pairs and give each pair one copy of the worksheet provided. Have students use copies of the worksheet provided to identify and write emergency numbers of different countries around the world. After students complete the worksheet, have them compare the emergency numbers in the countries highlighted on the map. Which countries have the same emergency number? Lead a discussion about the importance of calling these numbers only in an emergency, never as a joke.</p> <p>(Answers: page 23)</p> <p>Coloring Page (page 13)</p> <p><i>Individual:</i> encourage children to color the page and then take home and share the Safety Smart® fire safety lessons they have learned. You might also recommend that children hang the coloring page in the kitchen so they remember to practice their fire safety lessons!</p> <p>Maze Craze (page 14)</p> <p><i>Group:</i> have children complete the maze.</p> <p>(Answer: page 24)</p> <p>Take-Home Activities:</p> <ul style="list-style-type: none"> • Timon and Pumbaa's Safety Smart® Checklist (page 15) • Fire Safety (page 16) • Save the Date (page 17)
10 minutes	Sing-Along with Timon and Pumbaa	<p>Help the children remember the ways they can stay safe in the event of a fire by leading them in a sing-along. (page 18)</p> <p>On the DVD scene selection menu, choose the Sing-Along option. Encourage the children to sing along with the characters. If the children are studying another language, you may want to consider replaying the Sing-Along in the language they are studying by re-accessing the 12-minute animation.</p>

DO YOUR PART! BE SAFETY SMART®! • VISIT WWW.ULSAFETYSMART.COM



with Timon and Pumbaa:
SAFETY SMART®
About Fire!

PROGRAM OUTLINE (CONTINUED)

Duration	Activity	Details/Suggestions
2 minutes	Certificate	Award the UL Safety Smart® Certificate! (<i>page 19</i>)
2 minutes	Thank you and goodbyes	<p>Encourage the children to get “wild about safety” and start sharing the Safety Smart® behaviors they have learned. Remind them that their safe behavior will be a good example for others who want to practice being Safety Smart®.</p> <p>For more safety fun, share the www.ulsafetysmart.com website address with the children, but remind them that they need their parents’ permission to use the Internet.</p>

Activities are translated into:

Arabic	French	Japanese	Portuguese (Brazil)	Tamil
Bulgarian	German	Kannada	Portuguese (Portugal)	Telugu
Czech	Greek	Korean	Romanian	Turkish
Danish	Hebrew	Mandarin	Russian	Ukrainian
Dutch	Hindi	Marathi	Spanish (Castilian)	Vietnamese
English	Hungarian	Norwegian	Spanish (Latin American)	
Finnish	Italian	Polish	Swedish	



DO YOUR PART! BE SAFETY SMART®! • VISIT WWW.ULSAFETYSMART.COM



SUGGESTED QUICK-START GUIDE

The activities in this Ambassador's Guide are designed to reinforce and extend the fire safety learning found in the program. Depending on how much time you have, you may wish to select some or all of the activities.

If you have one class period...

- Watch the 12-minute **Safety Smart®: Fire! DVD**, ask the children the three questions from the **"What did you learn?"** activity on pages 3 and 4, and have all of the children participate in a group **Sing-Along**.
- Award the **Safety Smart® Certificate** on page 19 to the class/group and send each child home with a copy of **Timon and Pumbaa's Safety Smart® Checklist** on page 15.

If you have two class periods...

- Add the **Timon and Pumbaa's Fire Safety Tips** and/or the **Fire Safety Word Search** on pages 8 and 11.
- Complete the **Maze Craze** on page 14 and the **Is It Safety Smart®?** worksheet on page 9 as a group.



DO YOUR PART! BE SAFETY SMART®! • VISIT WWW.ULSAFETYSMART.COM



Name: _____

TIMON AND PUMBAA'S FIRE SAFETY TIPS

Timon and Pumbaa learned a lot about fire safety. Fill in the blanks using the words in the box. Use each word only once.

alarm

down

knees

matches

water

plan



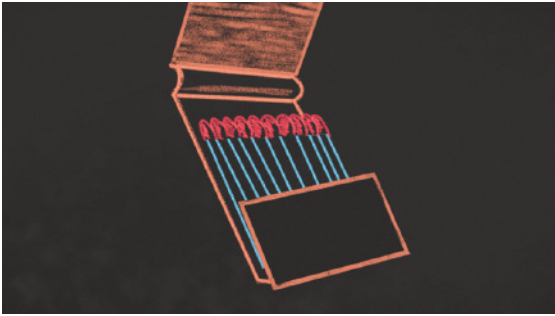
1. Check the batteries in your smoke _____ weekly.
2. If you see smoke, get _____ and get out.
3. Everyone can make a home fire escape _____.
4. _____ can remove heat from a fire.
5. If you see smoke, crawl on your hands and _____ to escape the fire.
6. Never play with _____.



Name: _____

IS IT SAFETY SMART®?

Can you spot fire safety? What is happening in each picture? Circle "Yes" if the picture is Safety Smart®, and circle "No" if the picture is not Safety Smart®. Then use the lines to write a sentence about what is happening in each picture.



Safety Smart®? YES ☒ NO



Safety Smart®? YES ☐ NO ☐



Safety Smart®? YES ☐ NO ☐




Safety Smart®? YES ☐ NO ☐



Safety Smart®? YES ☐ NO ☐



Safety Smart®? YES ☐ NO ☐



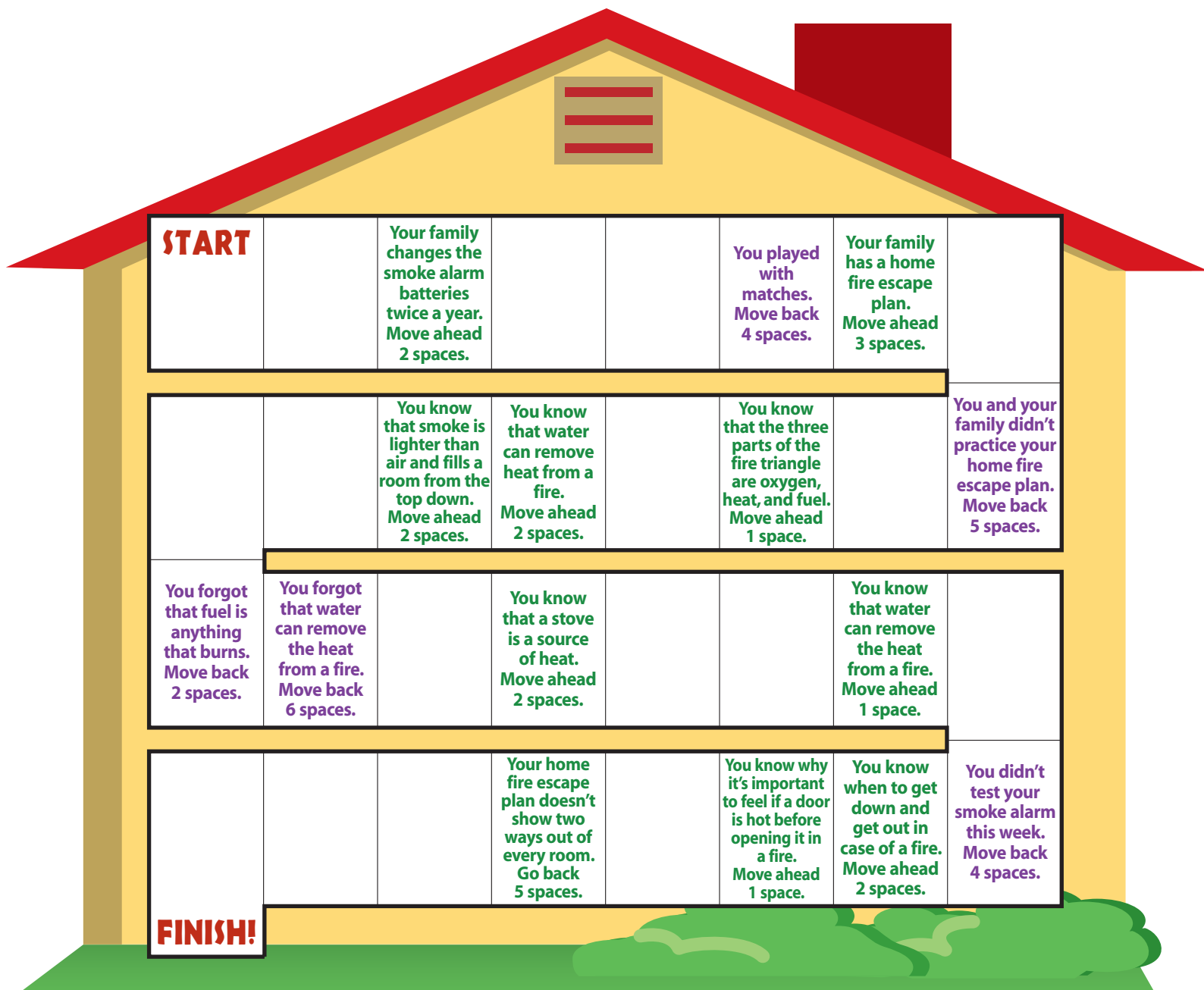
with Timon and Pumbaa:
SAFETY SMART
About Fire!

Name: _____

TIMON AND PUMBAA'S FIRE SAFETY BOARD GAME

How to Play

1. Place your game pieces on the word START.
2. Take turns rolling the number cube. Move your game piece the number of spaces shown on the cube.
3. If you land on a space with a fire safety message, do what the message says.
4. The game is over when both players get to the outdoor meeting place.





Name: _____

FIRE SAFETY WORDS

Find and circle all the fire safety words.

F I R E D R I L L T R I
S N G X G E B O U B L M
M E E T I N G P L A C E
O T R I A B G L E T P E
K P D N B A T T E T L T
E L O G E T O U T E A I
A A W U B T P L R R N L
L T N I A E L A I Y P G
A T R S T G E T D O W N
R B A H T Y P L A Y B A
M G E E O U T A N T R I
P L T R I A N G L E B A

BATTERY

GET DOWN

PLAN

EXTINGUISHER

GET OUT

SMOKE ALARM

FIRE DRILL

MEETING PLACE

TRIANGLE



with Timon and Pumbaa:
SAFETY SMART
About Fire!

Name: _____

FIRE!

In the United States, the fire emergency number is **9-1-1**. Use the map to help you find out the emergency numbers in other countries. Write each country's emergency number in the table below.

COUNTRY	EMERGENCY NUMBER
Argentina	
Brazil	
Canada	
Denmark	
Germany	
Japan	
Middle East	
Netherlands	
New Zealand	
Singapore	
Sweden	
United States	
Vietnam	





with Timon and Pumbaa:
SAFETY SMART
About Fire!

Name: _____

FIRE SAFETY COLORING PAGE





with Timon and Pumbaa:
SAFETY SMART
About Fire!


Name: _____

MAZE CRAZE

Help Timon and Pumbaa get to their family meeting place!



START



FINISH!





with Timon and Pumbaa:
SAFETY SMART®
About Fire!

Name: _____

TAKE-HOME ACTIVITY

TIMON AND PUMBAA'S SAFETY SMART® CHECKLIST

What have you learned about being Safety Smart® about fire? Check off what you will do at home. Complete this checklist to earn your certificate!

Do I make sure that I...?	YES
Have my family help me make a home fire escape plan?	
Know two ways out of every room in my home?	
Hang my home fire escape plan where my family can see it?	
Practice my home fire escape plan?	
Ask my family to change the smoke alarm batteries twice a year?	
Know when, how, and why it is important to feel if a door is hot?	
Know that smoke is poison?	
Know that smoke fills a room from the top down?	
Know when I need to get down and get out in case of a fire?	
Know that fire needs oxygen, fuel, and heat?	
Know how to call 9-1-1 in case of an emergency?	
Do not play with matches or lighters?	



Name: _____

TAKE-HOME ACTIVITY:

FIRE SAFETY

Dear Family: Your child is learning that what we say can be written down. Read the directions on this page with your child and do the activity together.

Directions

1. Draw a picture to show something you learned about fire safety.
2. Describe what you learned and write it down together.
3. Read your words together.

What I Learned: _____



Name: _____

TAKE-HOME ACTIVITY:

SAVE THE DATE

Dear Family: Batteries in smoke alarms should be changed twice a year. Read the directions on this page with your child and do the activity together.

Directions

1. Pick two days during the year to change your smoke alarm batteries. You might select days that have special significance to your family, such as birthdays or holidays.
2. Write the dates below, cut out the box, and hang it where everyone can see it as a reminder to change your smoke alarm batteries twice a year.

CHANGE SMOKE ALARM BATTERIES

MONTH

DAY

Test Smoke Alarms Every Week



SING-ALONG WITH TIMON AND PUMBAA

FIRE SAFETY, FIRE SAFETY! SHOW THE WORLD WHAT SMARTS YOU'VE GOT.
FIRE SAFETY, FIRE SAFETY! I'M TELLING YOU THE TOPIC IS HOT, HOT, HOT! YEAH!

FIRE SAFETY, FIRE SAFETY! LET'S REVIEW THE THINGS WE KNOW.
FIRE SAFETY, FIRE SAFETY! ON YOUR MARK, GET READY, GET SET, LET'S GO!

WHEN YOU FACE THAT COMBINATION OF OXYGEN, HEAT, AND FUEL,
USE YOUR SAFETY SMARTS MY FRIEND AND FOLLOW EACH AND EVERY RULE. THAT'S
COOL! YEAH!

FIRE SAFETY, FIRE SAFETY! LET'S REVIEW THE THINGS WE'VE LEARNED!
FIRE SAFETY, FIRE SAFETY! KNOW YOUR FIRE SAFETY AND YOU WON'T GET BURNED.

A FIRE NEEDS A SPARK TO START A FLAME, SO NEVER PLAY WITH MATCHES -
THEY'RE NOT A GAME!

GOT A FIRE EXTINGUISHER? YES-SIR-REE.
HOW ABOUT A SMOKE ALARM OR TWO OR THREE?

SMOKE FILLS UP A ROOM? A PLAN WILL SHOW THE WAY OUT.
THEN GET DOWN, GET OUT, AND STAY OUT.

WHEN YOU'RE SAFE OUTSIDE, CALL 9-1-1.
ONE MORE CHORUS AND THEN WE'RE DONE. YEAH!

FIRE SAFETY, FIRE SAFETY! OH WHAT SAFETY SMARTS WE'VE GOT!
FIRE SAFETY, FIRE SAFETY! I'M TELLING YOU THE TOPIC IS HOT, HOT,
HOT! YOW!

FIRE SAFETY, FIRE SAFETY! LOOK HOW SAFETY SMART WE'VE TURNED!
FIRE SAFETY, FIRE SAFETY! KNOW YOUR FIRE SAFETY AND YOU WON'T
GET BURNED!

KNOW YOUR FIRE SAFETY AND YOU WON'T GET BURNED!
KNOW YOUR FIRE SAFETY AND YOU WON'T GET BURNED!

NOW THAT'S WHAT I CALL SAFETY SMART! YEAH!



Disney's
WILD ABOUT SAFETY®

TIMON AND PUMBAA



SAFETY SMART®

CERTIFICATE OF COMPLETION

Awarded To:

Safety Smart® About Fire!

DATE: _____



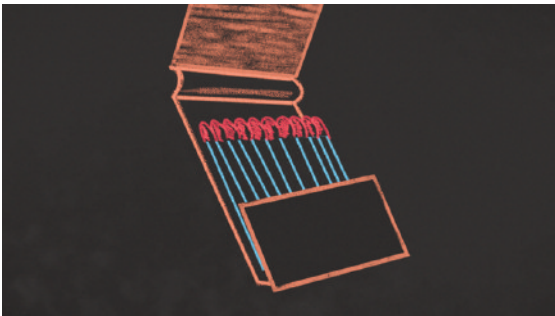
TIMON AND PUMBAA'S FIRE SAFETY TIPS ANSWER KEY

alarm	down	knees
matches	water	plan

1. Check the batteries in your smoke _____ alarm _____ weekly.
2. If you see smoke, get _____ down _____ and get out.
3. Everyone can make a home fire escape _____ plan _____.
4. _____ Water _____ can remove heat from a fire.
5. If you see smoke, crawl on your hands and _____ knees _____ to escape the fire.
6. Never play with _____ matches _____.



IS IT SAFETY SMART®? ANSWER KEY



Safety Smart®? YES ☒ NO

It is not safe to play with matches.



Safety Smart®? YES ☒ NO

The fire alarm needs new batteries.



Safety Smart®? ☒ YES NO

He is changing the battery in the smoke alarm.



Safety Smart®? YES ☒ NO

Do not stop to pick up belongings during a fire.



Safety Smart®? ☒ YES NO

Get down, get out, stay out!



Safety Smart®? ☒ YES NO

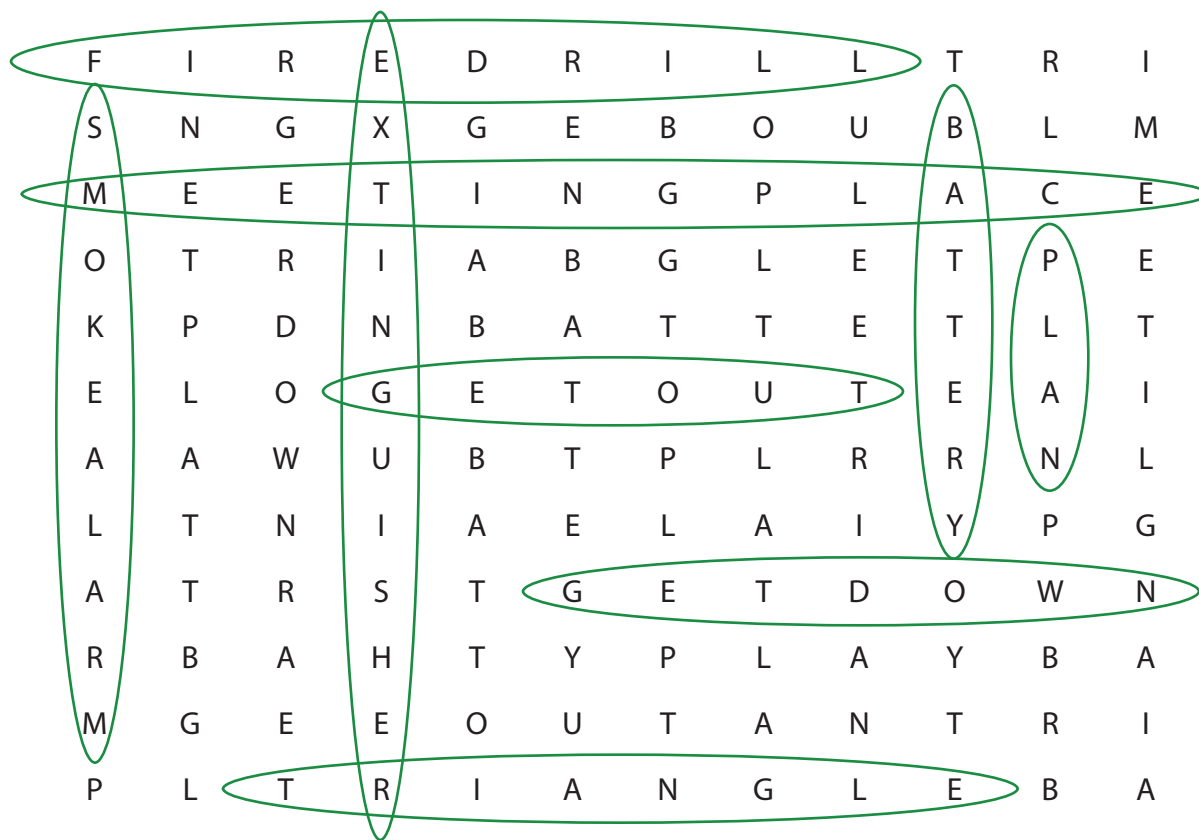
Create an escape plan.



with Timon and Pumbaa:
SAFETY SMART
About Fire!

Name: _____

FIRE SAFETY WORD SEARCH ANSWER KEY



BATTERY

GET DOWN

PLAN

EXTINGUISHER

GET OUT

SMOKE ALARM

FIRE DRILL

MEETING PLACE

TRIANGLE



with Timon and Pumbaa:
SAFETY SMART
About Fire!

FIRE! **ANSWER KEY**

COUNTRY	EMERGENCY NUMBER
Argentina	100
Brazil	193
Canada	911
Denmark	112
Germany	112
Japan	119
Middle East	999
Netherlands	112
New Zealand	111
Singapore	995
Sweden	112
United States	911
Vietnam	114






MAZE CRAZE ANSWER KEY



START



FINISH!

